

## Data Handling

1. A shop sells books this is how many it sold last week.













Day of the week	How many books were sold
Monday	12
Tuesday	15
Wednesday	25
Thursday	31
Friday	19

On which day did the shop sell the most books? \_\_\_\_\_

On which day did the shop sell the least books? \_\_\_\_\_

How many books did they sell on Monday? \_\_\_\_\_

2. Look at this table showing the weather last week

Day of the week	Morning	Afternoon
Monday		
Tuesday		
Wednesday		 
Thursday		 
Friday		

How many mornings were sunny? \_\_\_\_\_

How many afternoons were rainy? \_\_\_\_\_



3. Five children have ticked this table to show on which days they are free to go out.

Day of Week	Sumit	Neha	Shivam	Renu	Vaibhav
Monday		✓	✓		✓
Tuesday	✓		✓	✓	
Thursday		✓			✓
Friday			✓	✓	✓
Saturday	✓	✓			✓

Quality Education Asia  
Defining Quality

On how many days are more than two children free to go out?

---

On which days are Lin and Rosie both free to go out together?

---



4. Look at this information :

Number of Hours Watching TV per Week								
Pihu	Adi	Shruti	Vibu	John	Reena	Varun	Preeti	Sam
21	15	9	15	14	11	22	12	18



In pairs, answer these questions :

1. What is the lowest number of hours?

---

2. What is the highest number of hours?

---

3. What is the difference between the highest and the lowest number of hours?

---

That is the Range

