
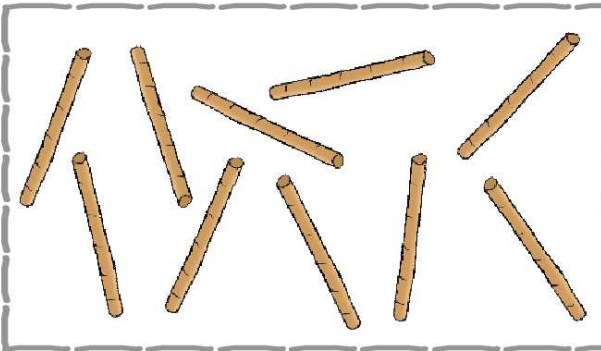





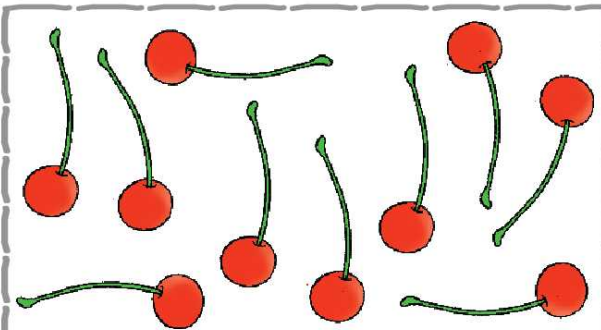
## Numbers from Ten to Twenty



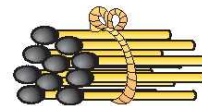
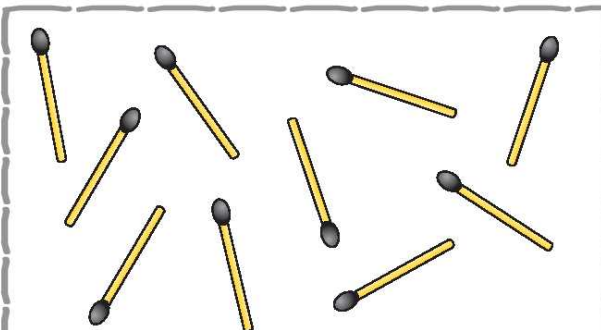
0119CH05





a bundle of TEN



a bundle of TEN



a bundle of TEN



a bundle of TEN

### Teachers Note

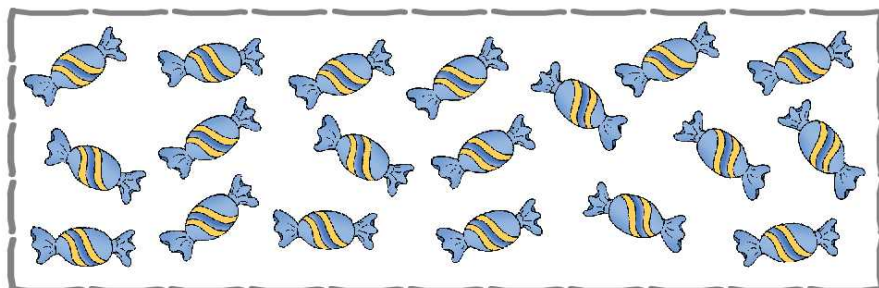


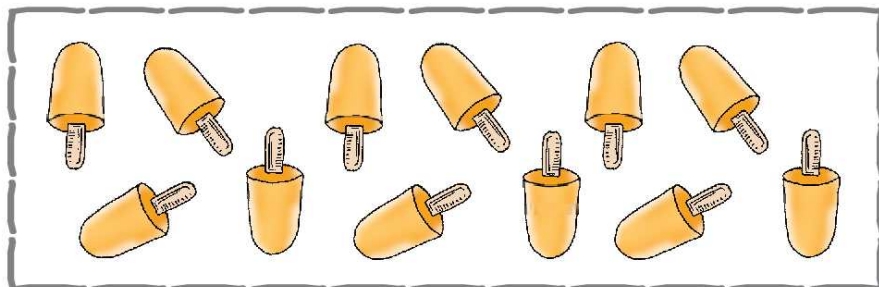
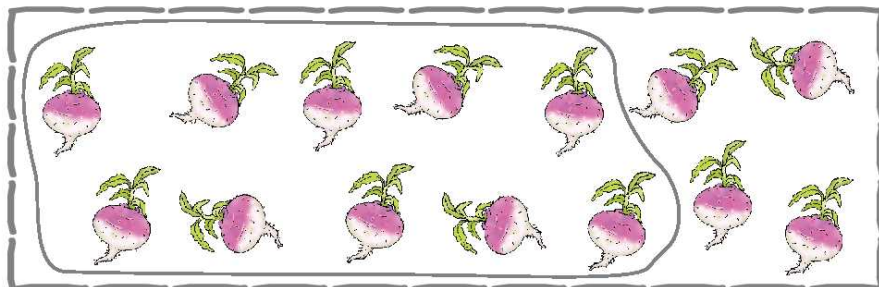
Refer to page no. 142 to develop understanding of numbers from 10 to 20.

2020-21








Make a group of 10.





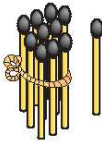


## Counting from 10 to 20



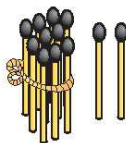
Fill in the blanks.



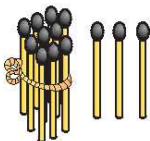
9 + 1 = 10



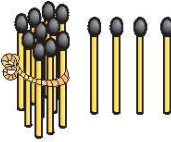
10 + 1 =

10 + 2 = 12

10 + 3 =

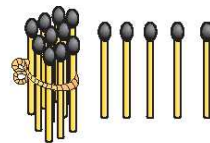
10 + 4 = 14







Fill in the blanks.



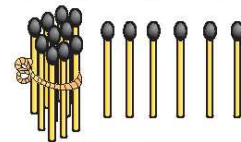

10

+

5

=

15

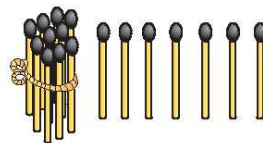


10

+

6

=



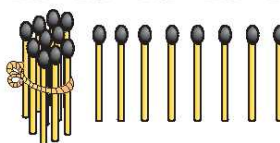

10

+

7

=

17



10

+

8

=



10

+

9

=

19



10


+

10

=


20

Make a group of 10 and write numbers.




13

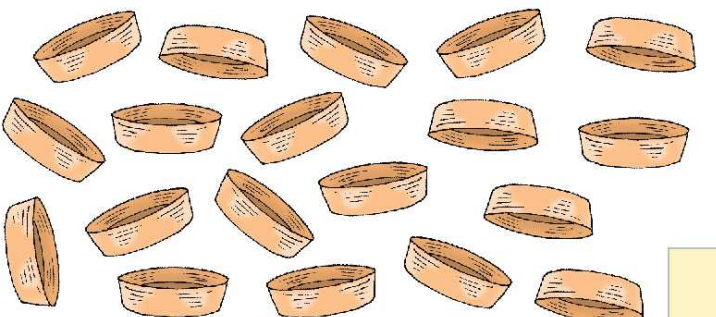
Ten	Ones
1	3



Ten	Ones



Ten	Ones

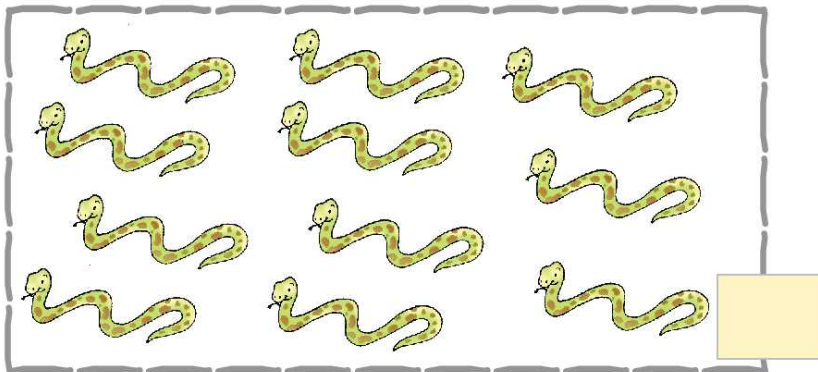


Ten	Ones

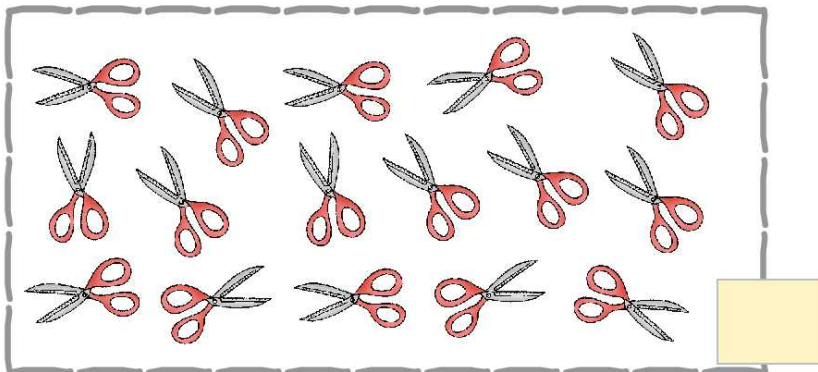





Make a group of 10.



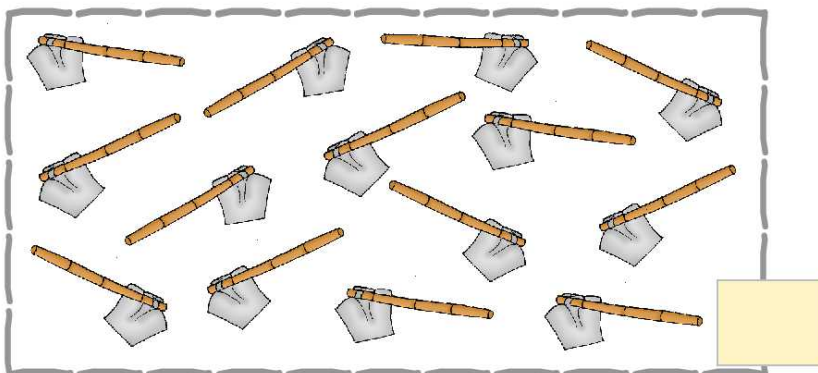
Ten	Ones



Ten	Ones



Ten	Ones



Ten	Ones



Complete the table



$$= 10$$

1 ten

10	10			



$$= 11$$

1 ten

1 one

11	11			



$$= 12$$

1 ten

2 ones

12	12			







Complete the table



1 ten



3 ones

= 13

13	13			



1 ten



4 ones

= 14

14	14			



1 ten



5 ones

= 15

15	15			





Complete the table



1 ten



6 ones

= 16

16	16			



1 ten



7 ones

= 17

17	17			



1 ten



8 ones

= 18

18	18			





Complete the table



1 ten



9 ones

= 19

19	19			



1 ten



1 ten



= 20



2 tens

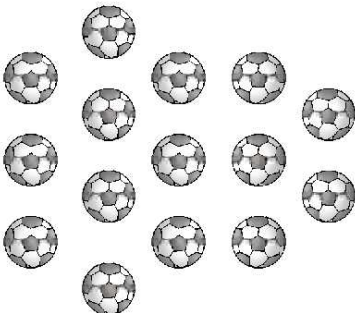
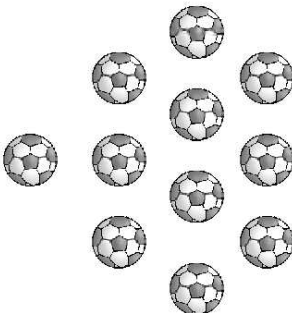
20	20			


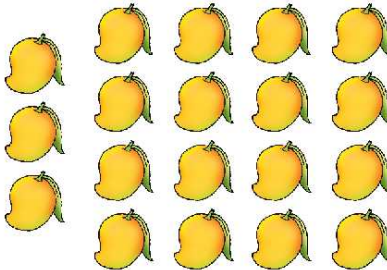


Tick(✓) the group with more objects.

	
<input type="checkbox"/>	<input type="checkbox"/>

	
<input type="checkbox"/>	<input type="checkbox"/>

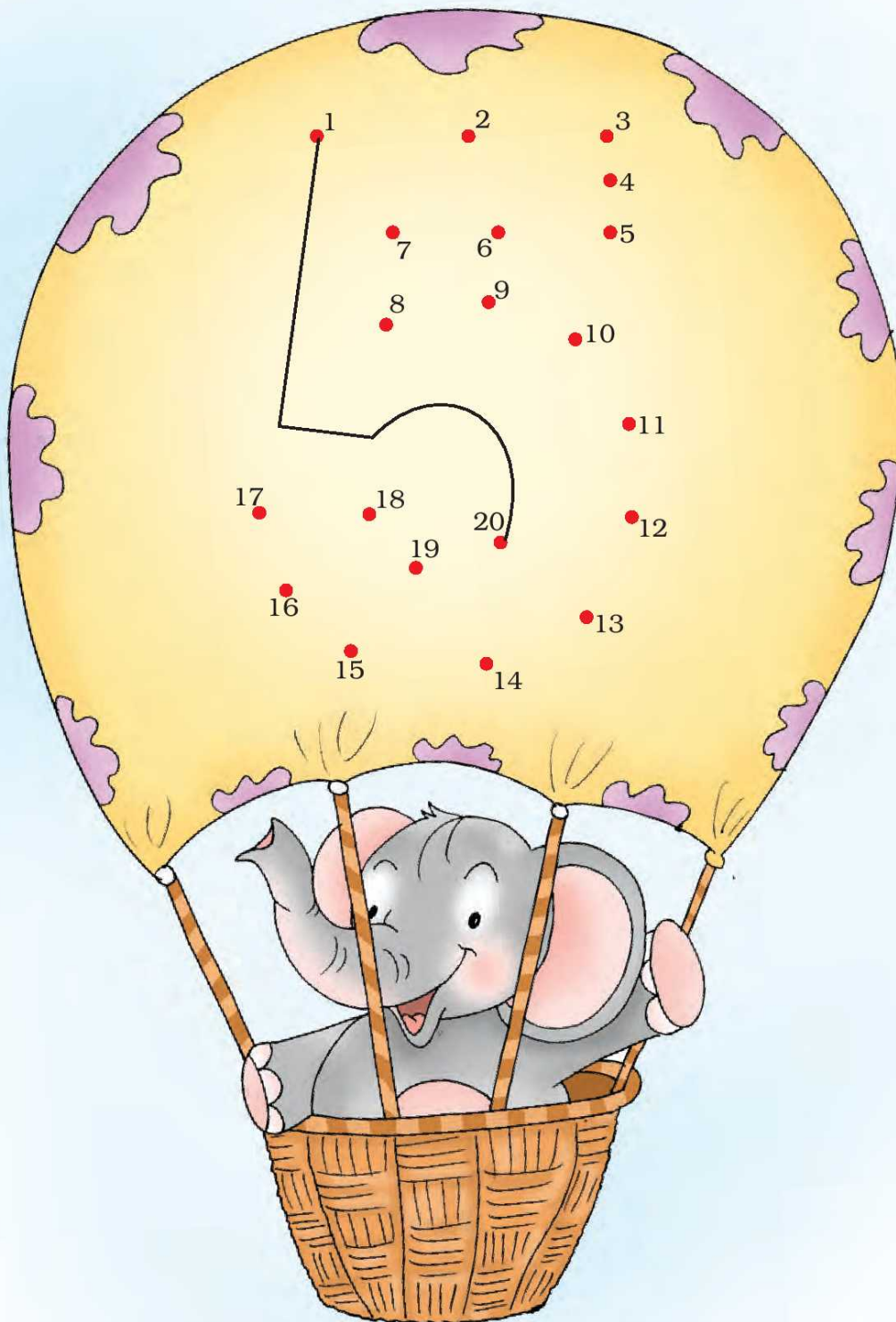
	
<input type="checkbox"/>	<input type="checkbox"/>

	
<input type="checkbox"/>	<input type="checkbox"/>






Join in order.







Write the **missing** numbers.



What comes after 18?



What comes after 14?



What comes before 16?



Write numbers before and after 9?



Write numbers before and after 18?



Write numbers before and after 10?





Circle the **bigger** number.

11

13

13

15

18

8

12

8

17

7

11

10

16

6

1

11

9

19



Circle the **smaller** number.

20

10

6

4

10

12

11

9

5

15

12

2

16

17

9

10

15

13

Circle the **biggest** number.

13 3 9

12 15 20

10 5 12

11 12 13

19 18 17

13 16 14

Circle the **smallest** number.

7 2 4

14 16 12

15 7 20

19 8 9


1 10 20

16 15 14







## Addition




$4 + 5 =$




$0 + 3 =$





$5 + 2 =$




$6 + 2 =$

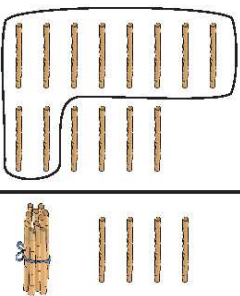
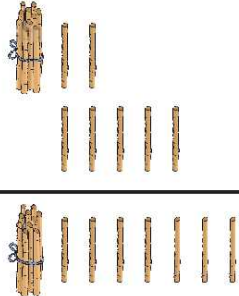



$$\begin{array}{r} 6 \\ + 2 \\ \hline \end{array}$$



$$\begin{array}{r} 0 \\ + 5 \\ \hline \end{array}$$



$$\begin{array}{r} 1 \\ + 7 \\ \hline \end{array}$$






$\begin{array}{r} 8 \\ + 6 \\ \hline 14 \end{array}$	
$\begin{array}{r} 12 \\ + 5 \\ \hline 17 \end{array}$	


$8 + 7 =$  


$11 + 5 =$  


$9 + 9 =$  

$4 + 12 =$  

$8 + 5 =$  

$13 + 5 =$  

$6 + 7 =$  

$0 + 14 =$  

$$\begin{array}{r} 5 \\ + 9 \\ \hline \end{array}$$

$$\begin{array}{r} 7 \\ + 8 \\ \hline \end{array}$$

$$\begin{array}{r} 5 \\ + 5 \\ \hline \end{array}$$

$$\begin{array}{r} 12 \\ + 7 \\ \hline \end{array}$$

1. Rahul has 8 pencils. Sonu has 7 pencils.  
How many pencils do they have altogether?


2. Farida plucked 4 apples. Sita plucked 6 apples.  
Both put them together. How many apples are there now?






## Subtraction


$7 - 4 =$




$9 - 8 =$



$2 - 2 =$



$6 - 2 =$




$$\begin{array}{r} 8 \\ - 4 \\ \hline \end{array}$$


$$\begin{array}{r} 6 \\ - 5 \\ \hline \end{array}$$

$$\begin{array}{r} 4 \\ - 0 \\ \hline \end{array}$$


$$\begin{array}{r} 17 \\ - 5 \\ \hline 12 \end{array}$$




$15 - 4 =$




$17 - 2 =$





$19 - 7 =$





$12 - 1 =$





$$18 - 8 =$$



$$14 - 3 =$$



$$17 - 5 =$$



$$12 - 4 =$$



$$11 - 1 =$$



$$13 - 0 =$$



$$\begin{array}{r} 17 \\ - 4 \\ \hline \end{array}$$


$$\begin{array}{r} 18 \\ - 3 \\ \hline \end{array}$$


$$\begin{array}{r} 15 \\ - 5 \\ \hline \end{array}$$


$$\begin{array}{r} 19 \\ - 8 \\ \hline \end{array}$$


$$\begin{array}{r} 14 \\ - 4 \\ \hline \end{array}$$


$$\begin{array}{r} 13 \\ - 6 \\ \hline \end{array}$$





1. Sohan's mother brought 9 bananas from the market. She gave 4 bananas to Sohan. How many bananas was she left with?

2. Rahim had 8 flowers. He put three flowers in a vase. How many flowers was he left with?




Addition practice.


$3 + 7 =$




$7 + 6 =$




$5 + 8 =$




$9 + 2 =$




$6 + 8 =$




$8 + 7 =$



$9 + 9 =$




$4 + 8 =$




Subtraction practice.


$13 - 7 =$




$16 - 6 =$




$15 - 3 =$




$12 - 0 =$




$19 - 6 =$



$14 - 3 =$



$17 - 4 =$



$18 - 7 =$

