





Shapes and Space



0119CH01

Inside - Outside

The Arab  and his Camel. 

It was a cold winter day. The  was travelling on the

 back. At night, the  pitched his tent 

and went **inside** it. The  was **outside**.

May I put my neck **inside**?
It is too cold **outside**.



Okay!
You may put
your neck **inside**.

Teachers Note

Refer to page no. 136 to develop understanding of shapes and space.





May I put my front legs **inside**? It is too cold **outside**.





Okay! You may put your front legs **inside**.

Can I come **inside**? It is too cold **outside**.



Oh! No the tent is too small for both of us.


So I am coming **inside** and you go **outside**.





Bigger - Smaller

Tick(✓) the **bigger**.



Tick(✓) the **smaller**.




Tick(✓) the **smaller** tyre.






Biggest-Smallest


Tick (✓) the **smallest** tree.



Tick (✓) the **biggest** animal.



Tick (✓) the **smallest** fruit.




Tick (✓) the **biggest** bubble.







Top-Bottom



Tick(✓) the pot on the **top**.



Tick(✓) the animal
at the **bottom** of
the stairs.





Nearer-Farther

Tick(✓) the bird **nearer** to home.




Tick(✓) the cat **farther** from the tree.






Nearest-Farthest



Tick(✓) the puppy **farthest** from the tree.



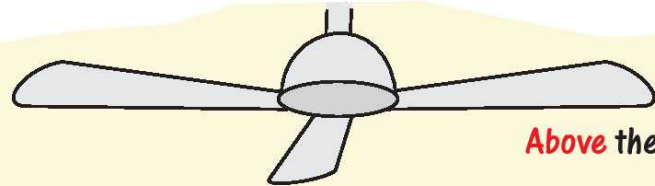
Tick(✓) the tree **nearest** to the bird.





On-Under Above-Below

Tick (✓) the children on the table and cross (✗) the children under the table.




Above the table

On the table

Below the fan

Under the table






Discuss near-far, top-bottom.






Shapes around us

Put the shapes in the pink and yellow boxes by drawing a line.




Match the similar shapes by drawing a line.




Sorting

Sort shapes by joining with similar shapes.



11

Make pairs of similar shapes.







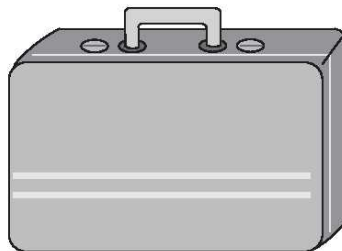

Rolling - Sliding



Tick(✓) the objects that will **roll**.



Tick(✓) the objects that will **slide**.





Wise Grandmother

Once there was a Lamb going to see his grandmother.



On the way, through the jungle he met a wolf.

I am going to eat you.




Please let me go! I am going to meet my grandmother. You can eat me when I return.




Okay, you may go.

When he was about to return, he told the grandmother about the wolf.



The grandmother gave him an idea.

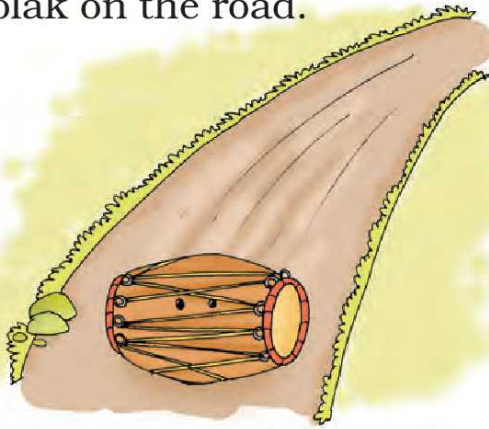
Go, and hide yourself in a dholak.



He did so!



The grandmother rolled the dholak on the road.



The dholak started rolling down.

The lamb saw the wolf waiting for him.

Did you see a lamb coming this way?

No!



The wolf grew suspicious and started running behind the dholak.



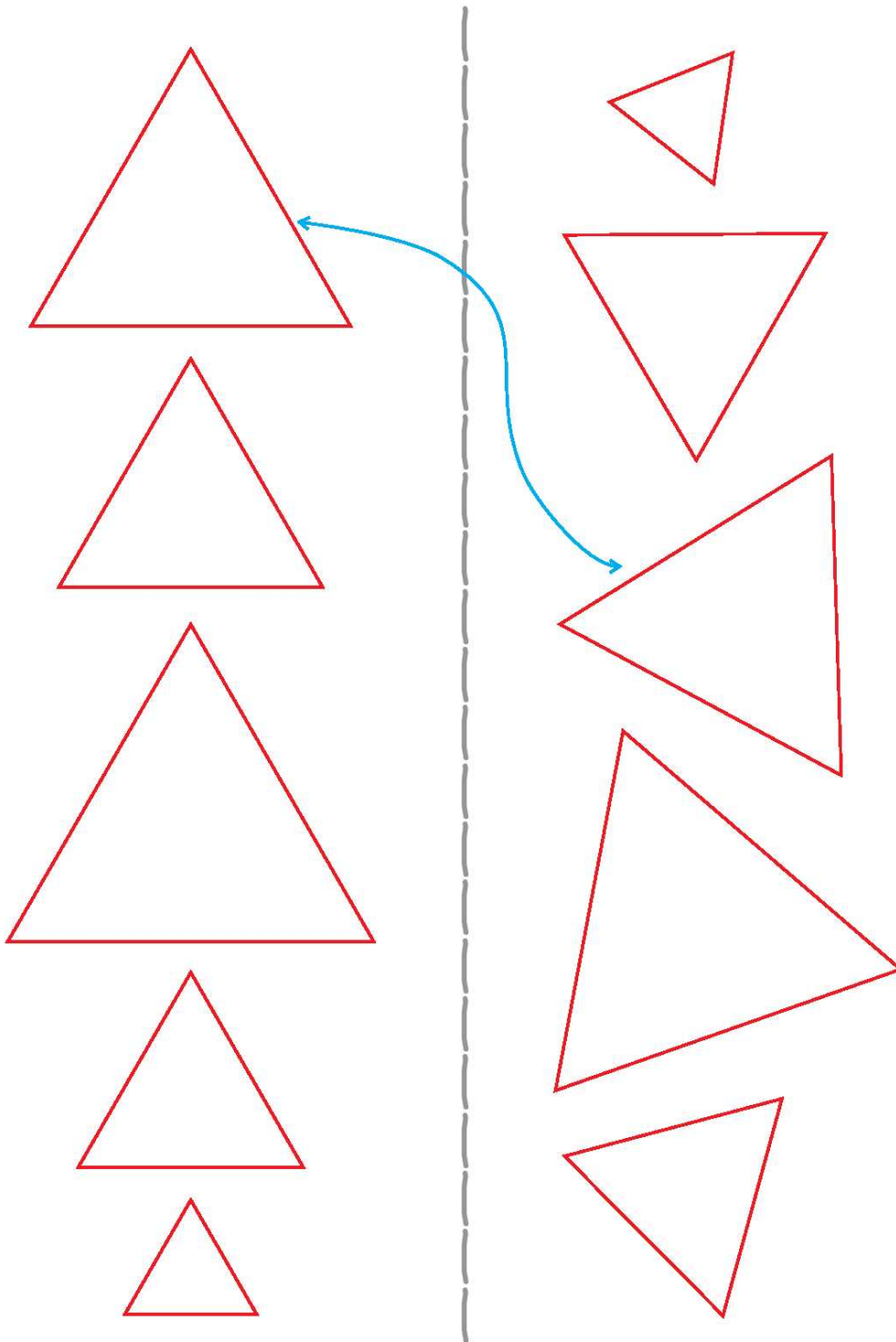
Before the wolf could catch him, the lamb reached home and was thankful to his grandmother.








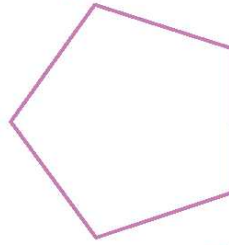
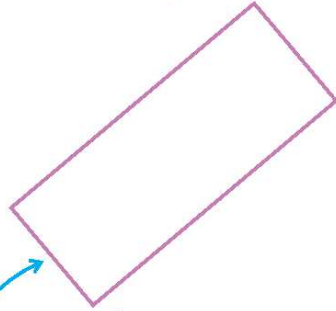

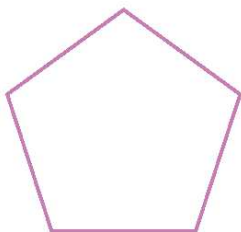

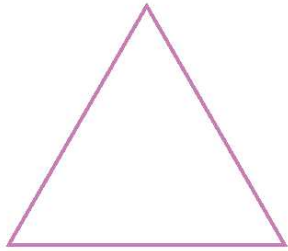

Shapes

Match the shapes of same sizes.

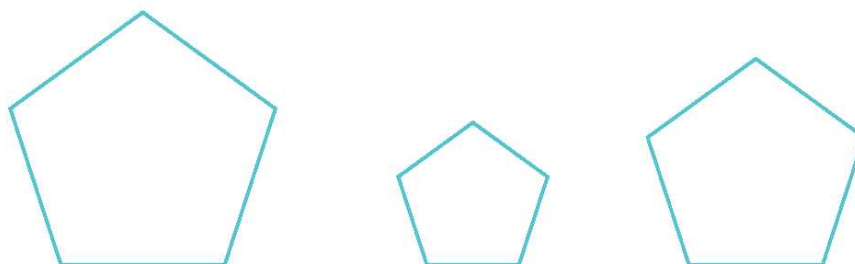







Match the same shapes.




Colour the smallest shape.






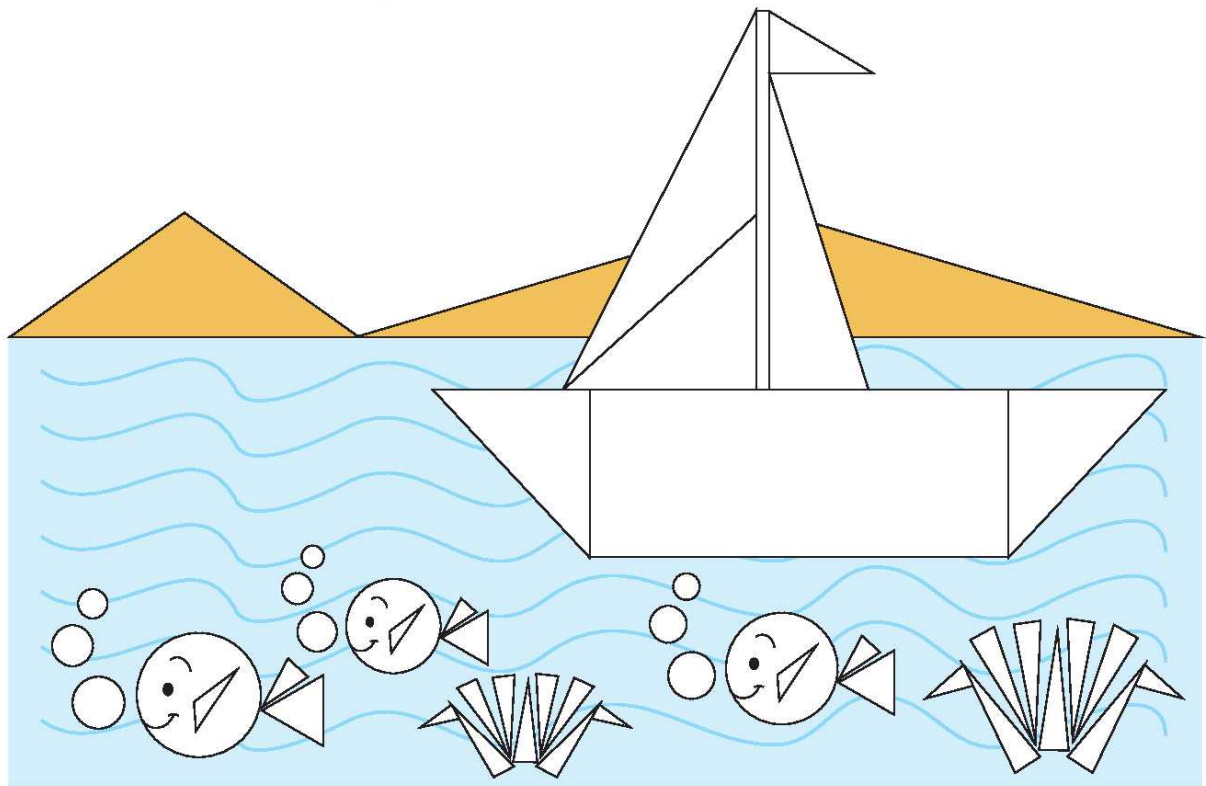
Join the similar shapes.



Colour ▲ green, ● red and ■ blue.



Colour ▲ green, ● pink and ■ yellow.





Make similar figures using the shape kit given at the back of this book.

