

20



Hi, I am EeBee



Prepositions

Learning Outcomes

- Students will understand the definition and function of prepositions in sentences.
- They will learn how to use prepositions correctly in context.




Lead in




Skills/Level
READING & WRITING/A2




Look at the pictures and complete the sentences with the correct prepositions.



The cat jumps
_____ the table.




The bird flew
_____ of the cage.



The elephant is standing
_____ a tree.



The vase is
_____ the table.



Prepositions

A **preposition** is a word which shows the relationship between a noun or a pronoun and some other words in a sentence.

Read the following sentences.

1. My birthday falls **on** 17th August.
2. The man is **behind** the woman.
3. The cat jumped **over** the table.



In the above sentences, the words **on**, **behind** and **over** are prepositions.

In sentence 1, **on** is the preposition of time.

It shows the relation of a noun or a pronoun with other words in terms of time.

In sentence 2, **behind** is the preposition of position.

This preposition shows where someone or something is.


In sentence 3, **over** is the preposition of direction or movement.

This preposition shows the idea of movement or direction from one place to another.

Kinds of Prepositions

• Preposition of Time

1. He will reach **at** 6 o'clock.
2. Our school reopens **on** Tuesday.
3. They reached **before** everyone.
4. It has been raining **since** morning.



• Preposition of Position

1. The books are **on** the table.
2. The cat is **under** the table.
3. The girl is **behind** the tree.
4. The garden is **in front of** the house.
5. The mouse is **between** the cat and the dog.



• Preposition of Direction/Movement

1. He climbed **down** the tree.
2. The bird flew **out** of the cage.
3. Everyday, she drives **past** the market.
4. She entered the room **through** the back door.
5. The car is parked **round** the corner.



A. Underline the prepositions in the following sentences and write their kinds.

1. Nobody spoke during his lecture.
2. The dog ran across the road.
3. The elephant is standing under a tree.
4. The teacher reached school on time.
5. The bird sat on a tree.
6. Her brother will come on Monday.
7. Independence Day falls on 15th August.
8. The stars shine in the sky.

Use of Some Other Prepositions

1. in, at

In is used for a period of time; **at** is used for a point of time.

At is used for small places; **in** is used for large places.

Examples :

1. My uncle lives **in** Dubai.
2. She reached home **at** 6 p.m.
3. I eat my breakfast **in** the morning.
4. I live **at** Chanakya Place **in** New Delhi.



2. with, by

With is used with an instrument.

By is used after a verb in the passive voice.

Examples :

1. I write **with** a pen.
2. He was punished **by** the teacher.



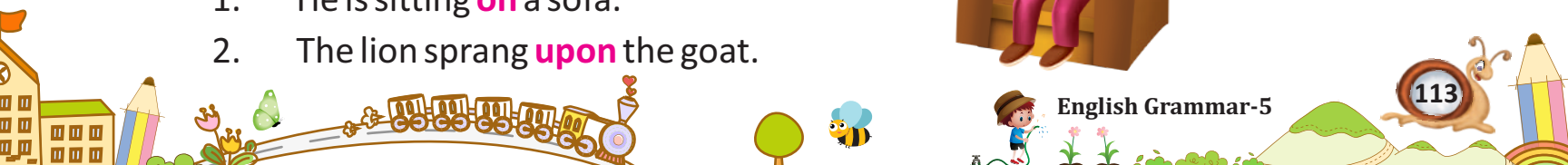
3. on, upon


On is used for speaking of things at rest.

Upon is used for speaking of things in motion.

Examples :

1. He is sitting **on** a sofa.
2. The lion sprang **upon** the goat.





4. in, within

In is used to denote the end of a period of time in future.

Within is used to denote before the end of a period of time in the future.

Examples :

1. I shall be back **in** a year.
2. He will come back **within** a year.

5. for, since

For is used to denote a period of time.

Since is used to denote a point of time.

Examples :

1. I have been living here **for** ten years.
2. It has been raining **since** morning.



6. till, by

Till means up to.

By means not later than.

Examples :

1. I waited **till** 4 p.m.
2. You must come back **by** 10 o'clock.

7. from, to

From is used to show duration of time.

To is also used to show duration of time.

Examples :

1. He will live there **from** January **to** July.
2. The match was played **from** 10 o'clock **to** 4 o'clock.



8. behind, in front of

We use **behind** and **in front of** to show the opposite direction.

Examples :


1. The tree is **behind** our house.
2. The garden is **in front of** the house.



9. between, among

Between is used for two persons or things.

Among is used for more than two.



Examples :

1. Five comes **between** four and six.
2. Distribute the sweets **among** the children.

10. beside, besides

Beside means by the side of.

Besides means in addition to.

Examples :

1. The shop is **beside** my house.
2. **Besides** toys, Sumit bought some crayons.



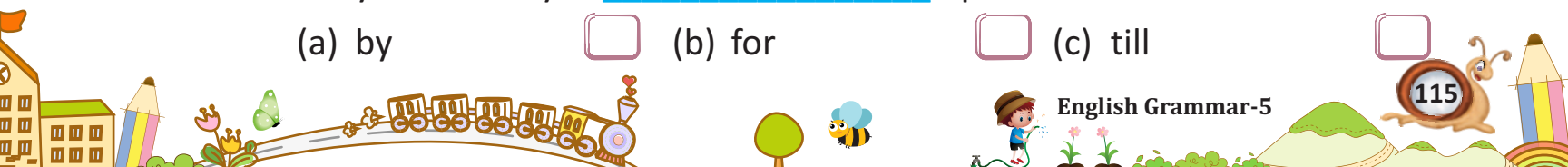
B. Tick (✓) the correct option.



Skills/Level
READING & WRITING/A2



1. She writes _____ a pencil.
(a) within ☐ (b) with ☐ (c) by ☐
2. The market is _____ my school.
(a) with ☐ (b) beside ☐ (c) besides ☐
3. Distribute these pens _____ Rahul and Pinky.
(a) among ☐ (b) behind ☐ (c) between ☐
4. Divide the sweets _____ the children.
(a) among ☐ (b) behind ☐ (c) between ☐
5. She lives _____ Mumbai.
(a) by ☐ (b) in ☐ (c) at ☐
6. We pray to God _____ the morning and evening.
(a) in ☐ (b) on ☐ (c) at ☐
7. The lion sprang _____ the deer.
(a) in ☐ (b) upon ☐ (c) under ☐
8. _____ apples, he bought some mangoes.
(a) on ☐ (b) beside ☐ (c) besides ☐
9. The cat jumped _____ the chair.
(a) upon ☐ (b) on ☐ (c) off ☐
10. They waited for you _____ 7 p.m.
(a) by ☐ (b) for ☐ (c) till ☐





Points to Remember

- A **Preposition** is a word which shows the relationship between a noun or a pronoun and some other words in a sentence.
- There are different kinds of prepositions like **Preposition of Time, Preposition of Position, Preposition of Direction/Movement, etc.**



My Activity Corner



Skills/Level
LISTENING & WRITING/A2



Tick (✓) the correct preposition.

1. We are planning a party (at/on) New Year's Day.
2. The dog fell (in/into) the well.
3. He will return (in/on) Saturday.
4. She is afraid (of/from) cockroaches.
5. We celebrate Christmas (on/at) 25 December.
6. The room is full (of/with) people.



My EeeBee Interactive Activities



Listening



Speaking



Reading



Writing



Grammar



Vocabulary

WRITE YOUR SCORE

Practice your LSRW Skills



on Communication Lab

