



Hi, I am EeeBee



# Active – Passive Voice

## Learning Outcomes

- Students will understand the difference between active and passive voice.
- They will identify the subject, verb, and object in active and passive sentences.
- They will apply the rules of active and passive voice in writing and speaking.



## Lead in




Skills/Level  
SPEAKING/A2



Look at the two pictures and read the sentences below. Try to find out the differences between the two sentences.



The hunter killed a deer.



The deer was killed by the hunter.

## Active and Passive Voice

Read the following sentences.

Nisha



doer of the action  
(**subject**)

plays



action  
(**verb**)


badminton.



receiver of the action  
(**object**)

In the above sentence, Nisha is the **doer of the action** or **subject**, plays is the **action** or **verb** and badminton is the **receiver of the action** or **object**.

When the subject of the verb is the doer of the action or acts or is active, the sentence is said to be in **Active voice**.





Now read the following sentence.

Badminton is played by Nisha.

↑ subject                      ↑ verb

In this sentence, badminton does not perform the action of playing instead, it receives the action.

When the subject of the verb is the receiver of an action or is acted upon or is passive, the sentence is said to be in the **Passive voice**.

### Some More Examples of Active and Passive Voice

- Neha solved the sum. (Active)
- The sum was solved by Neha. (Passive)

This sentence is about the sum, and says what happened to it.

The first sentence is said to be in the active voice and the second sentence is said to be in the passive voice.

So, this sentence is in the passive voice.

#### A. Write **A** for active voice and **P** for passive voice.

1. The boys played cricket.
2. Apples were eaten by the girls.
3. The poems were written by the poet.
4. Columbus discovered America.
5. Seema ate a mango.

☐  
☐  
☐  
☐  
☐

Skills/Level  
LISTENING/A1



### Grammar Byte

- ◉ The subject and object are interchanged. The subject of the active voice becomes the object of the passive voice and the object of the active voice becomes the subject of the passive voice.
- ◉ A correct form of the verb **be** is used followed by the past participle form of the verb.



## Rules for Changing the Pronouns

If the subject or the object in an active voice sentence is a pronoun changes are made as follow.

I	–	me	he	–	him
We	–	us	she	–	her
You	–	you	they	–	them
			it	–	it

Let us carefully observe the variations of tenses in the Active and Passive sentences.

### Simple Present Tense

1. We **eat** rice. (Active)  
Rice **is eaten** by us. (Passive)
2. The girls **draw** pictures. (Active)  
Pictures **are drawn** by the girls. (Passive)



### In simple present tense :

Active voice : the root form of the verb (s/es)

Passive voice : **is/are/am** + **past participle form** of the verb

### B. Change the following sentences into passive voice.

1. He loves his parents.

---

2. I buy pens.

---

3. Rani eats an apple.

---

4. She sings a song.


---

5. Raj drew a picture.

---



Skills/Level  
WRITING/A2





## Simple Past Tense

1. My uncle bought a car. (Active)  
A car was bought by my uncle. (Passive)
2. Piyush opened the book. (Active)  
The book was opened by Piyush. (Passive)



### In simple past tense :

Active voice : **past tense of the verb**

Passive voice : **was/were + past participle form** of the verb

### C. Change the following sentences using the passive voice.



Skills/Level  
WRITING/A1



1. Riya bought a dress.

---

2. Ansh ate an ice-cream

---

3. My father drove a car.

---

4. Rohit took my pencil.

---

5. He gave me a book.

---

6. She painted a picture.

---

7. We planted trees.

---

8. Rupa fed the dog.

---


## Simple Future Tense

1. Mamta **will eat** an apple.  
An apple **will be eaten** by Mamta.





2. Raj **will play** chess.  
Chess **will be played** by Raj.



### In simple Future tense :

Active voice : **will/shall + root form** of the verb

Passive voice : **will/shall + be + past participle form** of the verb

### D. Rewrite the following sentences by using passive voice.



Skills/Level  
WRITING/A1



1. Jasmin will buy a dress.

---

2. Ritesh will draw picture.

---

3. They will build a bridge.

---

4. She will cook food.

---


5. The bird will build a nest.

---



### Points to Remember

- When the subject of the verb is the doer of the action or acts or is active the sentence is said to be in **Active Voice**.
- When the subject of the verb is the receiver of an action or is acted upon or is passive, the sentence is said to be in **Passive Voice**.
- The subject and object are interchanged while changing an **Active Voice** sentence into **Passive Voice**.
- A correct form of the verb **be** is used followed by the past participle form of the verb.
- The preposition **by** is used before the object.







## My Activity Corner



Skills/Level  
SPEAKING & READING/A2



Frame a story in active voice. Then reframe it in passive voice.

Active voice

---

---

---

---

Passive voice

---

---

---

---



## My EeeBee Interactive Activities



Listening



Speaking



Reading



Writing



Grammar



Vocabulary

WRITE YOUR SCORE

Practice your LSRW Skills



on Communication Lab

