

1



Hi, I am EeeBee



# The Sentence

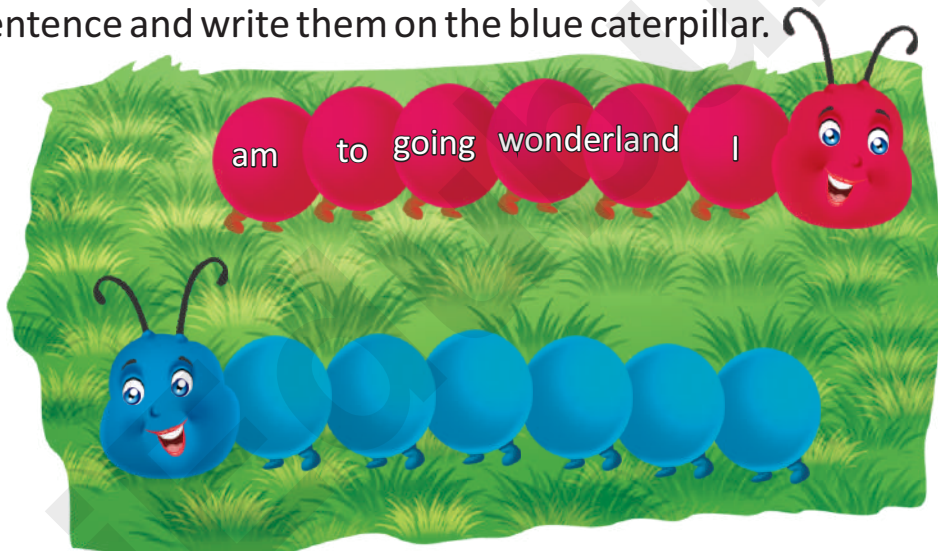
## Learning Outcomes

- Students will understand the definition and components of a sentence.
- They will identify the subject and predicate in different sentences.
- They will learn to construct grammatically correct sentences.



## Lead in

Look at the words written on the red caterpillar. Rearrange them to form a meaningful sentence and write them on the blue caterpillar.




A **sentence** is a group of words arranged in a correct order that gives a complete sense.

**Read these groups of words :**

1. tall tower
2. a tall tower
3. a tall is tower.
4. a tower is tall.



The first three groups of words do not make complete sense. However, the last group of words are arranged in a correct order and makes complete sense.





## Spot the Error

Are these words in the correct order?

*have a pet kitten I*

*I have a pet kitten.*



## Grammar Byte

A sentence begins with a capital letter and ends with a full stop (.), a question mark (?) or an exclamation mark (!).

**A. Tick (✓) the groups of words that are sentences.**

1. a black coat.
2. I like to sing.
3. his own house
4. girl
5. good boy
6. Rubina was a dancer.
7. a rainy day.
8. She is a teacher.
9. a long way.
10. New Delhi is the capital of India.

☐  
☐  
☐  
☐  
☐  
☐  
☐  
☐  
☐  
☐

**B. Rearrange the words to make meaningful sentences.**

1. boy good Rahul a is

---

2. sisters my are they


---


3. teacher English Mr Sharma our is

---



**Skills/Level**  
LISTENING/A1





4. flower is beautiful a lily

---

5. fruit a mango is

---

6. friend my you are

---

7. principal our Mr Sharma is

---



### I.Q. Test

Do all sentences have a full stop at the end?



### Points to Remember

- ⊙ A sentence is a group of words arranged in a correct order that gives a complete sense.
- ⊙ A sentence always begins with a capital letter and ends with a full stop (.), question mark (?) or exclamation mark (!).



### My Activity Corner




Skills/Level  
WRITING/A1



Form sentences using the following words.

1. hand : \_\_\_\_\_
2. brother : \_\_\_\_\_
3. rose : \_\_\_\_\_
4. teacher : \_\_\_\_\_
5. class : \_\_\_\_\_
6. school : \_\_\_\_\_
7. run : \_\_\_\_\_
8. camera : \_\_\_\_\_
9. house : \_\_\_\_\_
10. dog : \_\_\_\_\_





## Grammar Game



Skills/Level  
SPEAKING & WRITING/A1



Divide the class into two groups. Make a table like following and write these words in each column.

Ask students from each group and tell them to make sentences by using the words given in each column and adding some words of their choice.

You can write more such sentences on the board.

Naming Words	Doing Words	Sentences
1. My father	is	
2. The boys	are	
3. His sister	rides	
4. The ducks	are	
5. The aeroplane	is	



## My EeeBee Interactive Activities



Listening



Speaking



Reading



Writing



Grammar



Vocabulary

WRITE YOUR SCORE

Practice your LSRW Skills



on Communication Lab

