



# Directions

We'll cover the following key points:

- Knowing about Directions
- Using Directions in Finding Place



Hi, I'm EeeBee

Still curious?  
Talk to me by  
scanning  
the QR code.




## Learning Outcomes

By the end of this chapter, students will be able to:

- Learn the four main directions: North, South, East, and West.
- Understand that directions help us find the way to places.
- Know that the sun rises in the East and sets in the West.
- Learn how to follow directions to reach a place.



## Let's Start



**Circle the right option.**

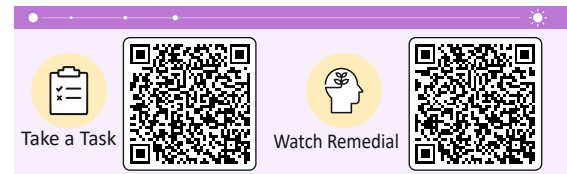
1. The sun rises in the east/west.
2. The sun sets in the east/west.



Now, answer the following questions using east, west, north, south. Indicaon arrow for direcon is given in which E is for east, W for west, N for north and S for south.

### From Raju's House:

1. Which side is Super Mall? .....
2. Which side is Hospital? .....
3. Which side is Post Office? .....
4. Which side is the Milk Booth? .....

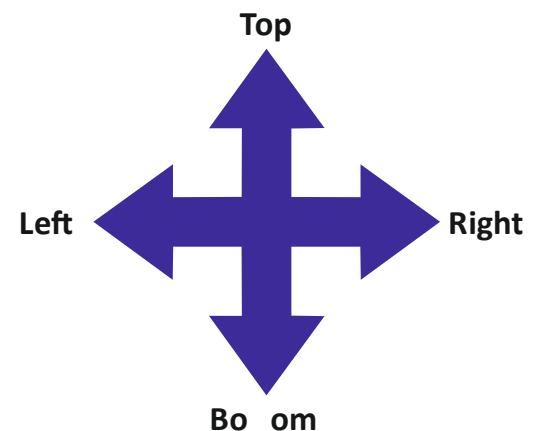



If we want to go to a place, we must know its **direcon** . We have two hands. One is **le** and the other is **right**.



### Directions

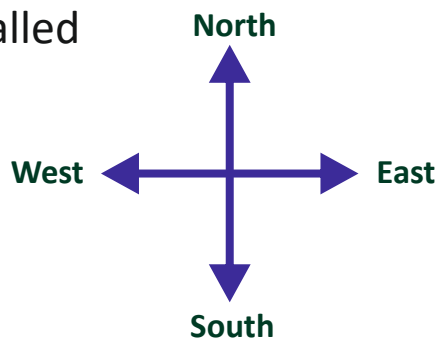
Le. and right are called **direc. ons**. The direcon, we face, is called **front** while the direcon behind us is **back**. The direcon towards our head is called **top** and under our feet is called **bo om**.





These directions are also called


- **North**
- **South**
- **East**
- **West**



The sun rises in the **east** and sets in the **west**.

The sun also helps us in finding the directions.

If we stand facing the rising sun, it is **east**. Behind us is the **west**. If we stretch our arms, the **north** is towards our **left** and the **south** is towards our **right**.



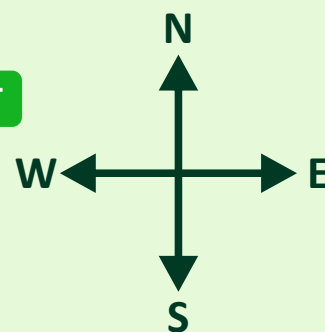
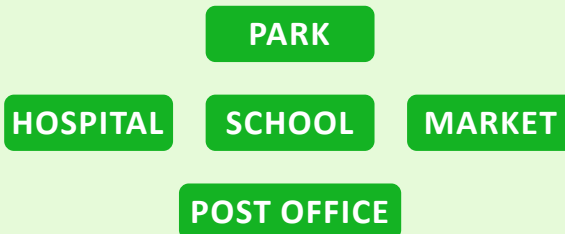
The sun rises in the east.

Directions help us to locate a place.



**Let's Do**

Fill directions in the following blanks by showing distance from your school.



1. Park is in the ..... of your school.
2. Hospital is in ..... of school.
3. Market is in the ..... of hospital.
4. Post office is in ..... of park.



## Word Treasure

- **Direcon** : A line leading to a place or a point view.




## Let's Revise

- Left, right, front, back, top and bottom are the different direcons.
- North, south, east and west are the different direcons on the map that help us in finding some place.

## Clean and Green Exercises



**A. Write the direcons North, South, East and West on the signboard:**



Gap Analyzer™  
Take a Test

**B. Write True (T) or False (F):**


1. The sun sets in the east.
2. The moon helps us to find out direcons.
3. If we stand facing the sun, the direcon towards our right is south.
4. Direcons help us to find a place.
5. Most people write with their left hand.

**C. Answer the following questions:**

1. Name the four direcons.  
(a) ..... (b) ..... (c) ..... (d) .....
2. Name the direcons of the following:  
(a) Sunrise ..... (b) Sunset .....







3. What is the direction under our feet called?

.....

**D. Make a list of at least two places in each direction of your classroom. Compare your answer with that of your classfellows.**

1. ....

2. ....

3. ....

4. ....




**Collect two pictures of sky. One of day time sky showing the sun and the other of night time sky showing stars and the moon also paste them below:**

Day me sky	Night me sky



If you have to visit a new place, what will you use to find out the place?





# Wonder Explorers



## Knowing About Directions

STEM

Let's learn about the four main directions and how they help us locate places.

### Activity: Direction Chart

1. **Task:** Create a table with "Direction" and "How it helps."
2. **Steps:** List the four main directions (North, South, East, West) and write one example of how they are used (e.g., the sun rises in the East).
3. **Activity:** Share your chart with the class.

### Learning

Understand the importance of directions and how they help us in finding places and organizing the world around us.

**Skills Covered:** Observation, Creativity, Communication

## Little Techies

Artificial Intelligence

### Ask an AI device like Alexa or Siri:

1. What are the four main directions?
2. How do directions help us find a place?

**Skills Covered:** Logical thinking, Digital literacy, Curiosity

## Colors and Creations

Art

Draw a compass rose showing North, South, East, and West. Use colors to make it vibrant. Decorate it and share your drawing in class while explaining the directions.

**Skills Covered:** Creativity, Expression, Collaboration

## Language Links

Learn and write the names of the four main directions in your mother tongue and another language. Discuss how people in different cultures use directions for navigation.

**Skills Covered:** Language awareness, Social skills