



# Describing Words

## Learning Outcomes

- Students will learn that describing words are called adjectives.
- They will identify adjectives that describe size, color, and feelings.
- They will use adjectives to make sentences more interesting.



## Lead in

Read the poem and observe the highlighted words.



The highlighted words in the poem above are **Describing Words**.

Words that tell more about persons, places, animals and things are called **Describing Words**. Describing words tell more about naming words.



## Grammar Byte

To identify an adjective in a sentence, first find the noun or pronoun. Then look for the words which tell more about that person or thing. These words are adjectives.

My father has a **new BMW** car.

noun : car

adjectives : new, BMW

Read these sentences.

1. This is a **big** house.



2. That is a **tall** giraffe.




3. This is a **red** apple.



4. That is a **new** car.



5. The grass is **green**.



The words **big**, **tall**, **red**, **new** and **green** are describing words.


The word **big** describes the house; the word **tall** describes the giraffe; the word **red** describes the apple; the word **new** describes the car and the word **green** describes the grass.



## Grammar Byte

- ◉ **Describing words** describe persons, animals or birds, places or things.
- ◉ **Describing words** tell us about colour, shape and size :  
**black** crow                      **round** table                      **tall** building
- ◉ They tell us about some special quality :  
**hot** coffee                      **fat** girl
- ◉ They may also tell us how many there are : **four** glasses





A. Fill in the blanks with suitable Describing Words from the box.


yellow long small happy ripe old blue tasty smart fat



Skills/Level  
WRITING/A1



1. a \_\_\_\_\_ pencil.



2. a \_\_\_\_\_ man.



3. an \_\_\_\_\_ woman.



4. a \_\_\_\_\_ cake.



5. a \_\_\_\_\_ mango.



6. a \_\_\_\_\_ child.



7. an \_\_\_\_\_ shelf.



8. a \_\_\_\_\_ girl.



9. a \_\_\_\_\_ bicycle.



10. a \_\_\_\_\_ shirt.







**B. Read the following sentences. Now, write the Describing Words and the naming words they describe.**

	Describing words	Naming words
1. He is a tall boy.	_____	_____
2. These are juicy oranges.	_____	_____
3. It was a cold night.	_____	_____
4. Aman has a black coat.	_____	_____
5. She has three balloons.	_____	_____
6. Delhi is a big city.	_____	_____
7. She is a fat girl.	_____	_____
8. Kanika drinks hot coffee.	_____	_____
9. Rohan is a naughty boy.	_____	_____
10. She has black hair.	_____	_____
11. That is an empty glass.	_____	_____
12. It is a yellow bus.	_____	_____




**Skills/Level**  
WRITING/A1



**C. Given below are some Describing Words. Write a word opposite in meaning against each of them. Choose words from those given below.**

- |          |       |          |       |
|----------|-------|----------|-------|
| 1. wise  | _____ | 2. wide  | _____ |
| 3. bad   | _____ | 4. tall  | _____ |
| 5. wet   | _____ | 6. weak  | _____ |
| 7. easy  | _____ | 8. new   | _____ |
| 9. happy | _____ | 10. dark | _____ |

good	dry	strong	short	narrow
old	sad	foolish	difficult	bright







## Points to Remember

- Words that tell more about persons, places, animals or things are called **Describing Words**.
- Describing Words** tell us about colours, shape and size.
- Describing Words** tell us about some special quality.
- Describing Words** tell us about the number of the nouns.



## My Activity Corner

Look at the pictures and write any three describing words for each of them.


1.

\_\_\_\_\_



2.

\_\_\_\_\_



3.

\_\_\_\_\_



## My EeeBee Interactive Activities



Listening



Speaking



Reading



Writing



Grammar



Vocabulary

WRITE YOUR SCORE

Practice your LSRW Skills



on Communication Lab

