

## Measuring the Length of a Curved Line

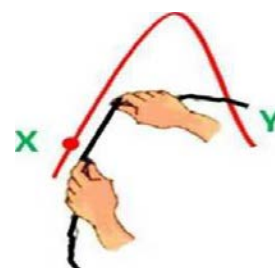


### Measuring the Length of a Curved Line:

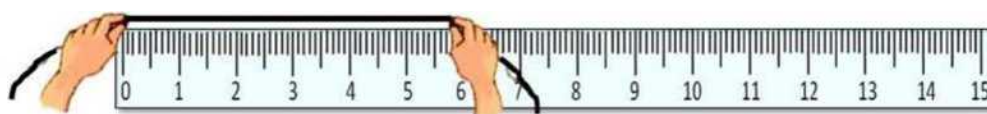
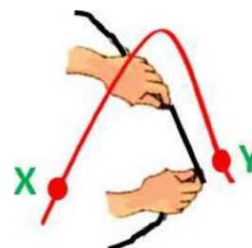
Curved line cannot be measured using the scale, we use thread to measure the length of a curved line.

#### Procedure:

1. Suppose XY be the curved line to measure the length of this curved line we use thread.
2. Put a knot on the thread near one of its ends. Place this knot on point X
3. Place a small portion of the thread along the line, keeping it tight using your fingers and thumb.
4. Hold the thread at this endpoint with one hand. Using the other hand, stretch a little more portion of the thread along the curved line.



5. Go on repeating this process till the other end Y of the curved line is reached. Make a mark on the thread where it touches the end Y
6. Now stretch the thread along a meter scale. Measure the length between the knot at the beginning and the final mark on the thread. This gives the length of the curved line XY.



Length of curved line