

Logo



MEASUREMENT

Notes



MEASUREMENT OF LENGTH

LONGER AND SHORTER



The brush is **longer** than the matchstick.
or

The matchstick is **shorter** than the brush





TICK (✓) THE SHORTER.

Longest and Shortest


Look at the following to identify the shortest and longest objects :



Shortest



Longest





TICK (✓) THE LONGEST.

Longest and Shortest



Shortest



Longest






TICK (✓) THE SHORTEST.

BIG AND SMALL

Draw a line to match the word and the animal.



Small



Big

COLOUR

Colour the small animal green
and the big animal yellow.



GREEN




YELLOW



Tall-Short

Write T against tall object and S against short object in the box :



T



S




TALLER - SHORTER



Tallest-Shortest

Tick (✓) the tallest one and cross (×) the shortest one :




THICKEST-THINNEST

COLOUR

Colour the thickest object blue and thinnest object red :


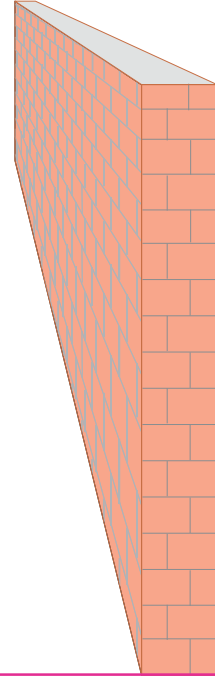


THICKEST-THINNEST



Non-Standard Units of Length

This distance is
8 steps.



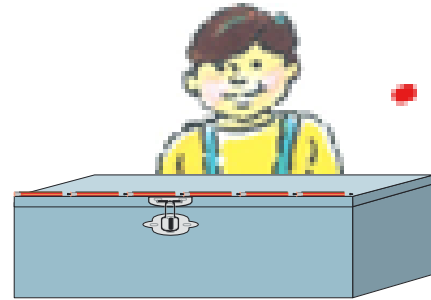
Non-Standard Units of Length



This distance
is 8 steps.



My box is 6
pencils long.



MEASUREMENT OF WEIGHT

Draw a line to match the word and the animal.

Heavy

Light

Heavy-Light



MEASUREMENT OF WEIGHT

Draw a line to match the word and the child.





Heavy

Light


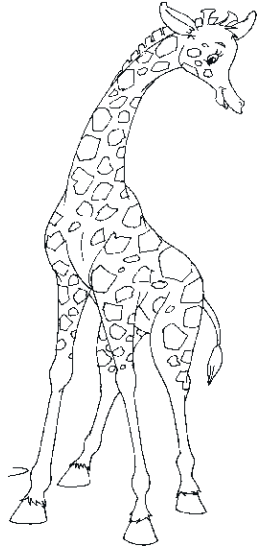


MATH FUN

- Write 'B' under the biggest animal.
- Write 'L' under the longest animal.
- Write 'Li' under the lightest animal. Also colour these animals.



MATH FUN



More or Less

COLOUR

Colour the bowl with pink that holds more ice-cream.
Colour the bowl with yellow that holds less ice-cream.

PINK



YELLOW

