

## Basic Concept of Numbers from Ten to Twenty



We have already learnt about numbers from 1 to 9 in the previous class. We also know how to build 10. Now we will learn about tens and ones and form numbers from 11 to 20.



+



=

We make a group of 10 pencils.













+



=

Combine group of 10 pencils and 1 pencil.

**1 group of 10 pencils + 1 pencil = 11 pencils.**

<b>11</b> Eleven		Tens <b>1</b>	One <b>1</b>
<b>12</b> Twelve		Tens <b>1</b>	Ones <b>2</b>
<b>13</b> Thirteen		Tens <b>1</b>	Ones <b>3</b>
<b>14</b> Fourteen		Tens <b>1</b>	Ones <b>4</b>
<b>15</b> Fifteen		Tens <b>1</b>	Ones <b>5</b>
<b>16</b> Sixteen		Tens <b>1</b>	Ones <b>6</b>
<b>17</b> Seventeen		Tens <b>1</b>	Ones <b>7</b>
<b>18</b> Eighteen		Tens <b>1</b>	Ones <b>8</b>
<b>19</b> Nineteen		Tens <b>1</b>	Ones <b>9</b>
<b>20</b> Twenty		Tens <b>2</b>	Ones <b>0</b>