


Basic Concept from Number Ten to Twenty



We have already learnt about number 1 to 9 in the previous class. We also know how to build 10. Now we learn about tens and ones and form numbers from 11 to 20.



+



=

We make a group of 10 pencils.



+













=

Combine group of 10 pencils and 1 pencil.

1 group of 10 pencils + 1 pencil = 11 pencils.

Basic Concept from Number Ten to Twenty

11 Eleven		Tens 1	One 1
12 Twelve		Tens 1	Ones 2
13 Thirteen		Tens 1	Ones 3
14 Fourteen		Tens 1	Ones 4
15 Fifteen		Tens 1	Ones 5
16 Sixteen		Tens 1	Ones 6
17 Seventeen		Tens 1	Ones 7
18 Eighteen		Tens 1	Ones 8
19 Nineteen		Tens 1	Ones 9
20 Twenty		Tens 2	Ones 0