

## PAPER FOLDING AND CUTTING

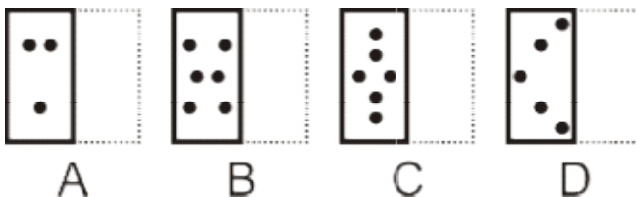

### Paper Folding and Cutting

The Paper Folding and Cutting involves a process in which a transparent sheet is folded and then some cuts and/or folds are made. In the questions based on Paper Folding and Cutting a few figures are given showing the way in which a piece is to be folded and then cut from a particular section. The dotted line is the reference line along which the paper is to be folded and the arrow indicates the direction of the fold.

Thus, these figures indicate the sequence in which the paper is to be folded. The designs from the cut will appear on each one of the folds made on the paper. In questions based on paper folding and cutting it can be asked to find either the folded or unfolded pattern of the sheet. Let us see some examples below.

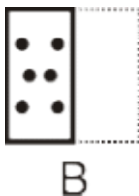
#### Example #1

Choose the alternative which is closely resembles the Paper Fold of the given figure.



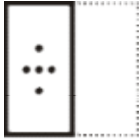
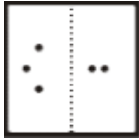
**Answer:**

The actual Paper Folded image is

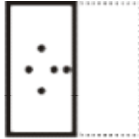


#### Example #2

Choose the alternative which is closely resembles the Paper Fold of the given figure.



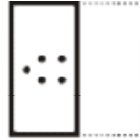
A



B



C



D

**Answer:**

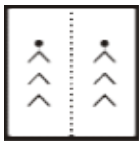
The actual Paper Folded image is



A

### Example #3

Choose the alternative which is closely resembles the Paper Fold of the given figure.



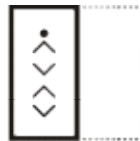
A



B



C



D

**Answer:**

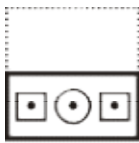
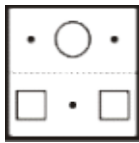
The actual Paper Folded image is



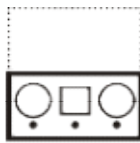
A

#### Example #4

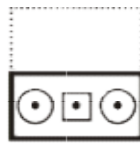
Choose the alternative which is closely resembles the Paper Fold of the given figure.



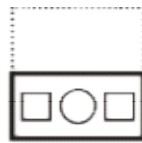
A



B



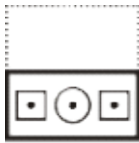
C



D

**Answer:**

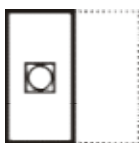
The actual Paper Folded image is



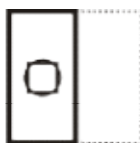
A

#### Example #5

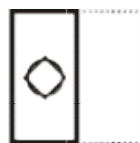
Choose the alternative which is closely resembles the Paper Fold of the given figure.



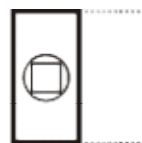
A



B



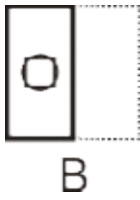
C



D


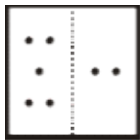
**Answer:**

The actual Paper Folded image is

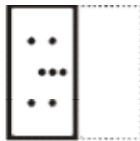


**Example #6**


Choose the alternative which is closely resembles the Paper Fold of the given figure.




A



B




C



D

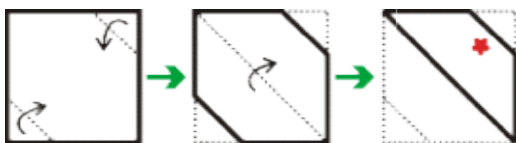
**Answer:**

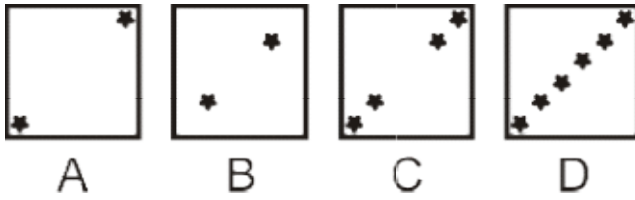
The actual Paper Folded image is



**Example #7**

Choose the alternative which is closely resembles the Paper Cutting of the given figure.





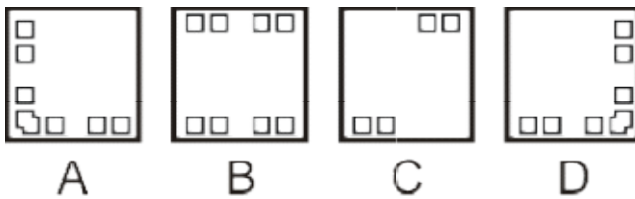
**Answer:**

The actual Paper Cut image is



### Example #8

Choose the alternative which is closely resembles the Paper Cutting of the given figure.



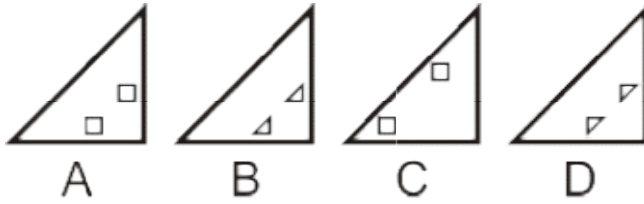
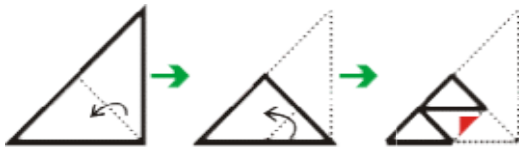
**Answer:**

The actual Paper Cut image is



### Example #9

Choose the alternative which is closely resembles the Paper Cutting of the given figure.



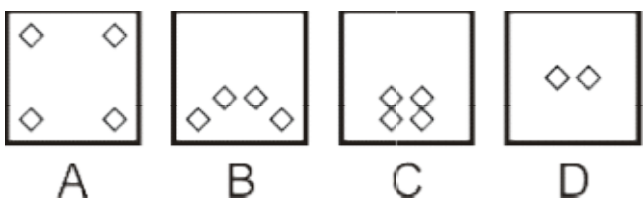
**Answer:**

The actual Paper Cut image is



### Example #10

Choose the alternative which is closely resembles the Paper Cutting of the given figure.



**Answer:**

The actual Paper Cut image is

