

## Pictograph

### A. Choose the correct answer:

**1. A pictograph uses to show data**

- a. numbers
- b. words
- c. pictures or symbols
- d. graphs

**2. One picture in a pictograph can represent**

- a. 1 item only
- b. many items
- c. no item
- d. only animals

**3. What does the key in a pictograph tell us**

- a. the title
- b. what one picture means
- c. how to draw it
- d. names of people

**4. If one apple picture = 2 apples, then 3 apple pictures show**

- a. 2 apples
- b. 3 apples
- c. 6 apples
- d. 4 apples

**5. A pictograph is useful because it**

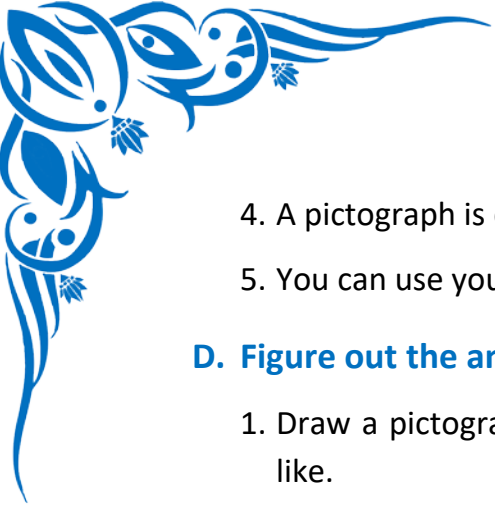
- a. confuses data
- b. uses only numbers
- c. makes data easy to understand
- d. uses big words

### B. Write the Missing Terms to Complete the Sentences:

1. A pictograph shows information using \_\_\_\_\_
2. A symbol in a pictograph stands for a certain number of \_\_\_\_\_
3. The part that explains the value of a symbol is called the \_\_\_\_\_
4. A pictograph is a type of \_\_\_\_\_
5. Pictographs help us understand data \_\_\_\_\_

### C. Mark each sentence with a True (✓) or False (X):


1. A pictograph uses pictures to show data \_\_\_\_\_
2. Each picture in a pictograph must represent one item only \_\_\_\_\_
3. Pictographs do not need a key \_\_\_\_\_




4. A pictograph is easy to read and understand \_\_\_\_\_
5. You can use your own symbols to make a pictograph \_\_\_\_\_

**D. Figure out the answers to these questions:**

1. Draw a pictograph to show favorite fruits of 5 students using any symbol you like.
2. If one pencil symbol = 2 pencils, then draw a pictograph to show 8 pencils.
3. Create a pictograph showing how many books 4 students read if each book symbol = 1 book.
4. Draw a pictograph of pets owned by children: dog – 3, cat – 2, fish – 4.
5. Match the symbol with its meaning in a pictograph.

- |   |           |
|---|-----------|
| i.     | a. books  |
| ii.    | b. shoes  |
| iii.   | c. fruits |
| iv.  | d. sports |
| v.   | e. snacks |

**E. Challenge yourself with these questions:**

1. Make a pictograph of modes of transport used by 5 students.
2. Draw a pictograph showing number of pencils used in 5 days.
3. Make a pictograph for number of children wearing red, blue, green and yellow clothes.
4. Create your own pictograph using your favorite foods.
5. If 1 sun symbol  = 2 hours of study, show 6 hours of study using pictograph.