

How to read numbers on the abacus?

1. Look at the abacus:


 (Tens)

 (Ones)

What number is shown?

Answer: _____

2. How many beads are in the Tens place in this abacus?




Ones: 

Tens = _____

3. Count the beads and write the number:

Tens: 

Ones: 

The number is _____

4. Tick (✓) the correct number for this abacus:

 (Tens)  (Ones)

a) 64 ☐

b) 46 ☐

c) 62 ☐

5. Fill in the blanks:

 = ____ Tens

 = ____ Ones

So, the number = _____

6. What number is this?

 (Tens)

 (Ones)

Answer: _____

7. Match the abacus with the correct number:


a)  i. 51

b)  ii. 72

c)  iii. 34

8. Count the beads:

Tens: 

Ones: 

This number is:

a) 51

b) 50

c) 15

9. Draw beads on the abacus to show the number 28

Tens (Red): _____

Ones (Blue): _____

10. Find the number:

Tens = 7

Ones = 3

Number = _____

11. Which number has 6 beads in Tens and 4 in Ones?

a) 64

b) 46

c) 60



13. Which number is shown on this abacus?

 (Tens)

 (Ones)

a) 99

b) 100

c) 89

14. Look and answer:

Tens: 

Ones: (none)

What is the number? _____

15. Abacus shows:





How many Tens? ____

How many Ones? ____

What number is this? _____