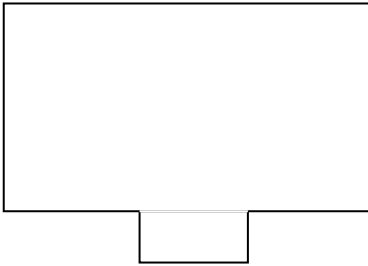


Introduction to Symmetry

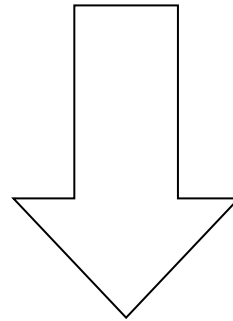
1. Define Symmetry.

2. Draw line of symmetry in the following figures.

a.




b.



c.



d.




3. Write the alphabets which has

a. Horizontal line of symmetry

b. Vertical line of symmetry

4. Write the names of some objects which you see in your house that have line symmetry.

A large, empty rounded rectangular box with a thin blue border, intended for the student to write the names of objects with line symmetry.