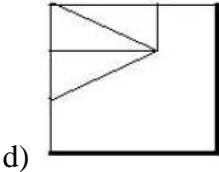
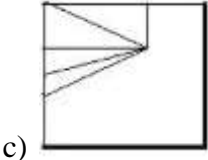
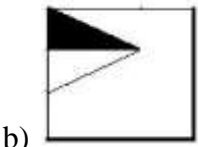
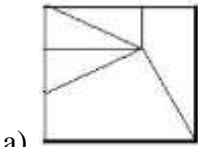
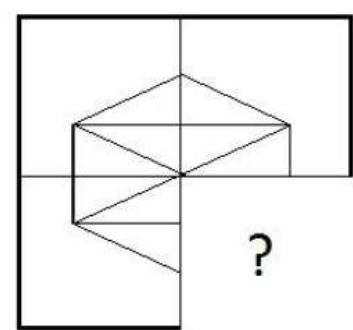
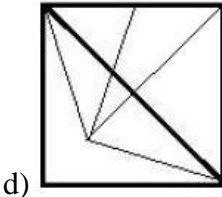
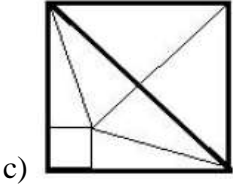
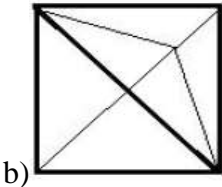
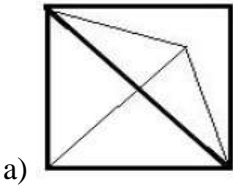
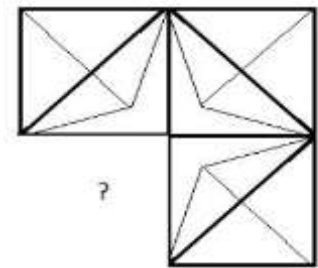


Completion of Figure

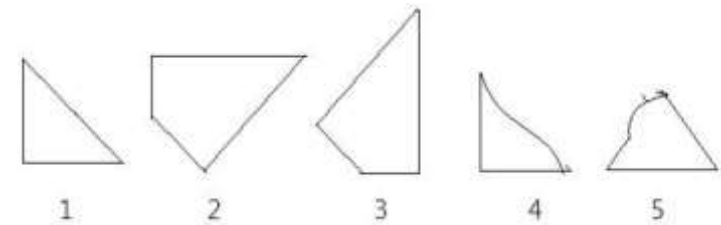
1. Study the given pattern carefully and select the figure that will complete the pattern given in the question figure.



2. Study the given pattern carefully and select the figure that will complete the pattern given in the question figure.

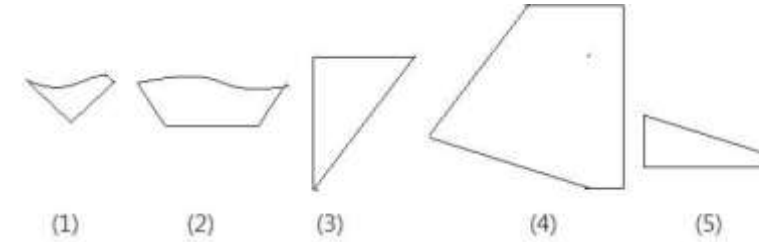


3. Select the correct alternative from the given options that can make a full square.



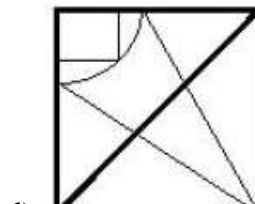
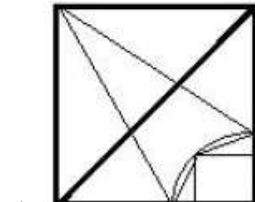
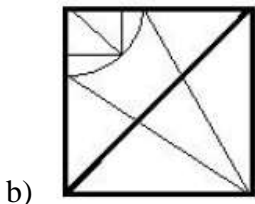
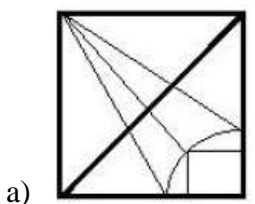
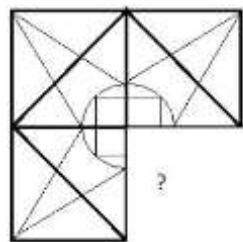
- a) 2, 3 and 4
- b) 1, 2 and 4
- c) 1, 2 and 3
- d) 3, 4 and 5

4. Select the correct alternative from the given options that can make a full square.

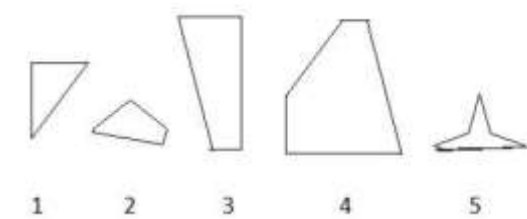


- a) 3, 4 and 5
- b) 1, 3 and 4
- c) 1, 2, and 5
- d) 2, 3 and 4

5. Study the given pattern carefully and select the figure that will complete the pattern given in the question figure.

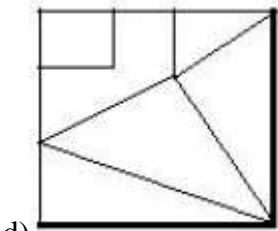
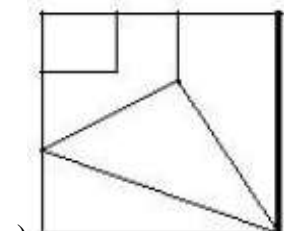
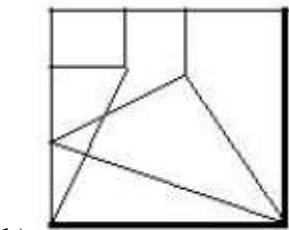
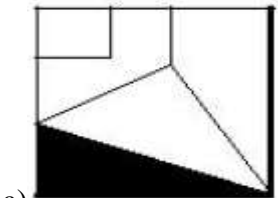
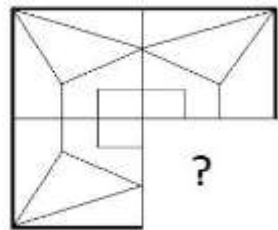


6. Select the correct alternative from the given options that can make a full square.

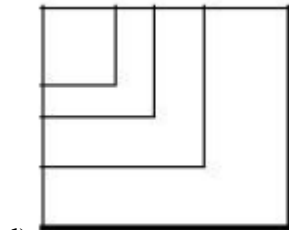
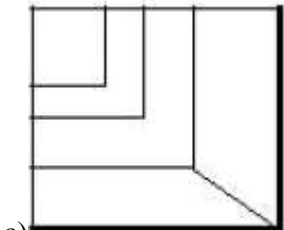
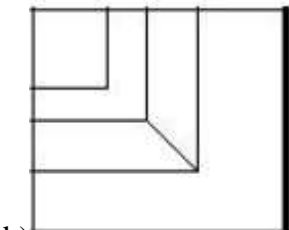
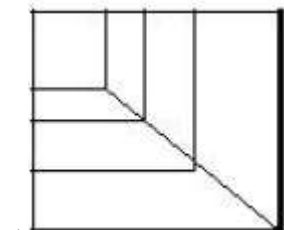
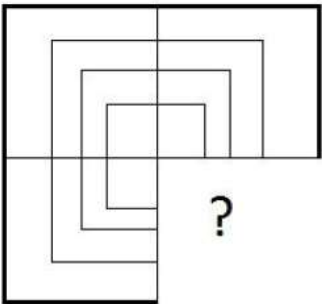


- a) 2, 3 and 4
- b) 1, 2 and 3
- c) 1, 3 and 4
- d) 3, 4 and 5

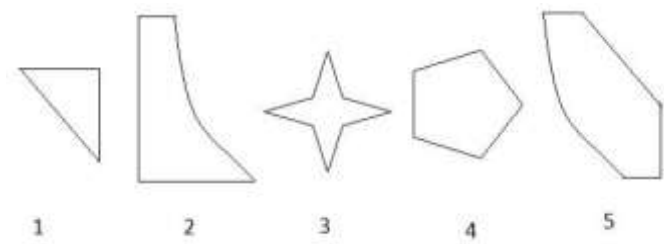
7. Study the given pattern carefully and select the figure that will complete the pattern given in the question figure.



8. Study the given pattern carefully and select the figure that will complete the pattern given in the question figure.

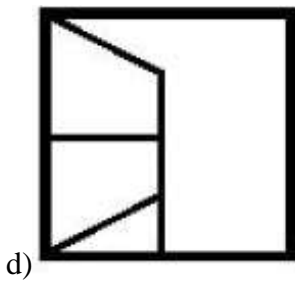
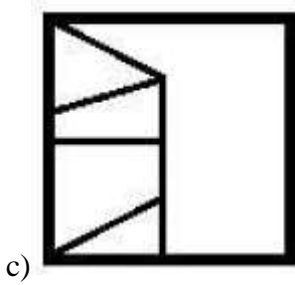
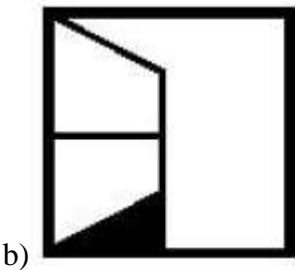
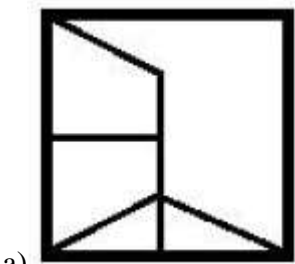
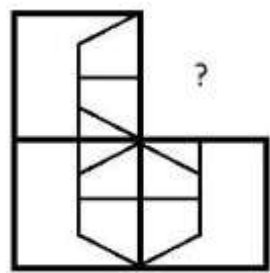


9. Select the correct alternative from the given options that can make a full square.

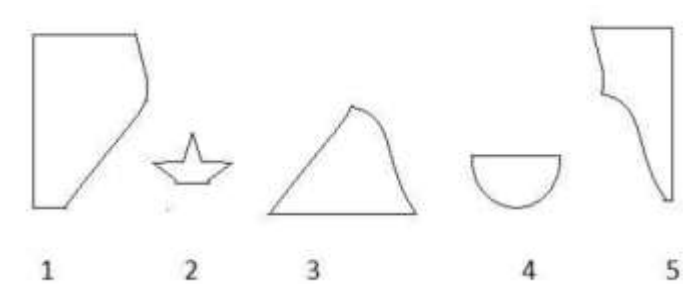


- a) 1, 2 and 3
- b) 1, 3 and 4
- c) 1, 2 and 5
- d) 2, 4 and 5

10. Study the given pattern carefully and select the figure that will complete the pattern given in the question figure.

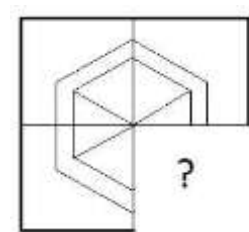


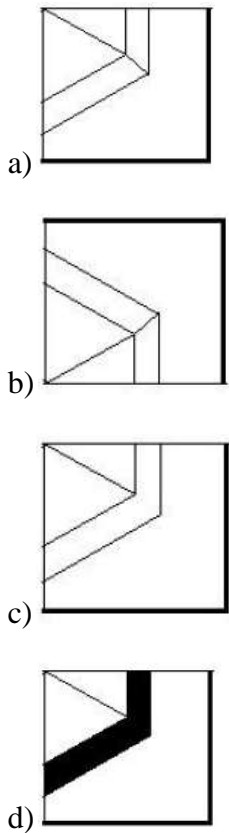
11. Select the correct alternative from the given options that can make a full square.



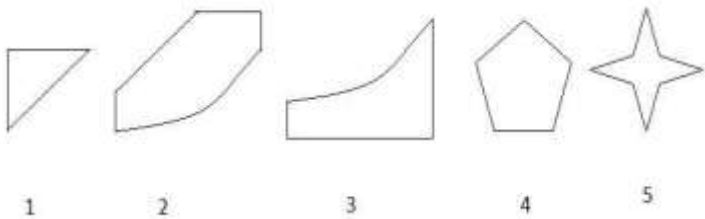
- a) 1, 2 and 4
- b) 2, 3 and 5
- c) 1, 2 and 5
- d) 1, 3 and 5

12. Study the given pattern carefully and select the figure that will complete the pattern given in the question figure.



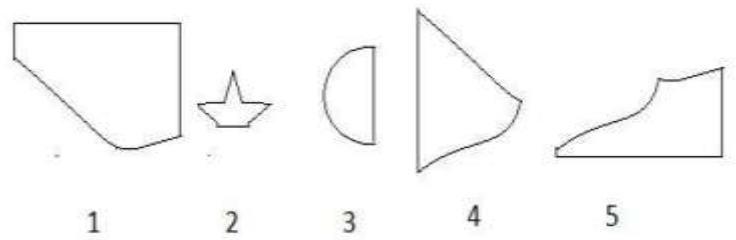


13. Select the correct alternative from the given options that can make a full square.



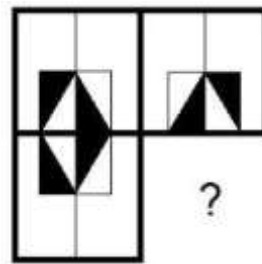
- a) 2, 3 and 4
- b) 1, 3 and 4
- c) 1, 2 and 3
- d) 2, 3 and 5

14. Select the correct alternative from the given options that can make a full square.

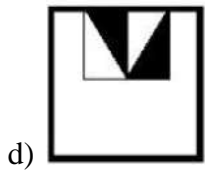


- a) 3, 4 and 5
- b) 1, 4 and 5
- c) 1, 2 and 3
- d) 1, 2 and 4

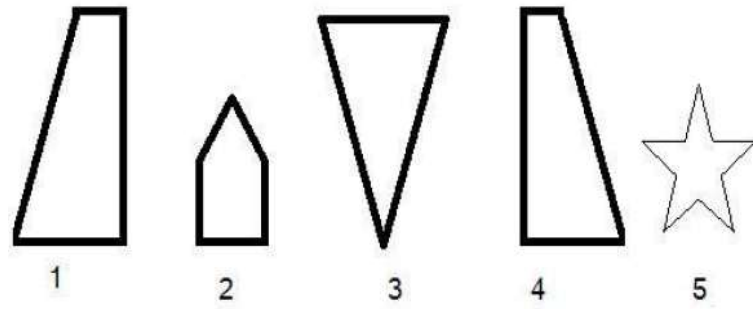

15. Study the given pattern carefully and select the figure that will complete the pattern given in the question figure.



- a)
- b)
- c)



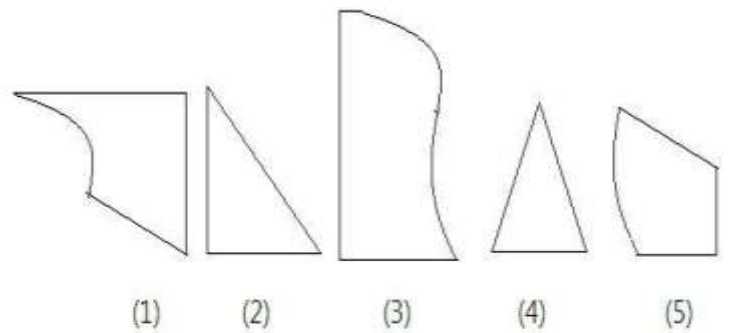
16. Study the given pattern carefully and select the figure that will complete the pattern given in the question figure.



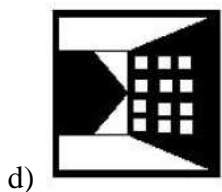
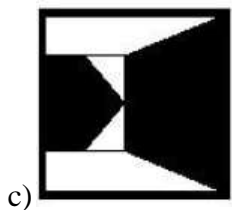
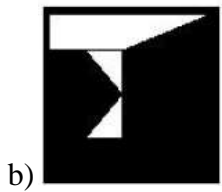
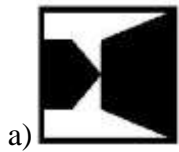
- a) 1, 3 and 4
- b) 2, 4 and 5
- c) 1, 2 and 4

- d) 2, 3 and 4

18. Select the correct alternative from the given options that can make a full square.

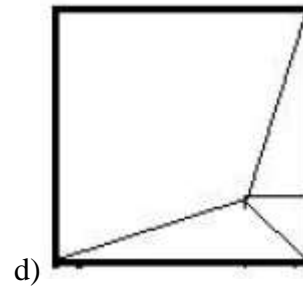
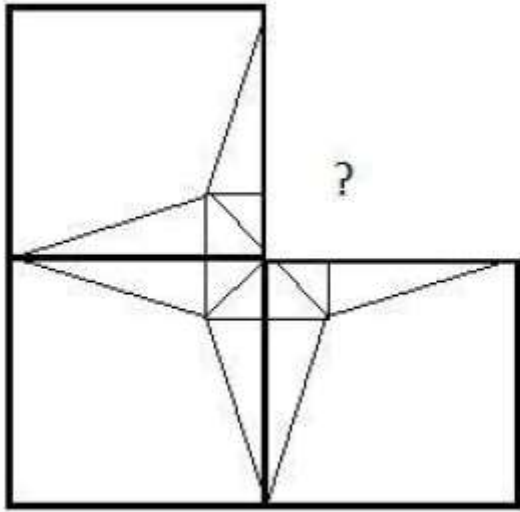


- a) 1, 2 and 4
- b) 1, 3 and 5
- c) 2, 3 and 4
- d) 1, 4 and 5

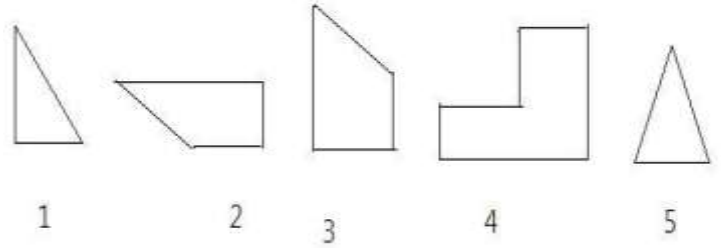


17. Select the correct alternative from the given options that can make a full square.

19. Study the given pattern carefully and select the figure that will complete the pattern given in the question figure.

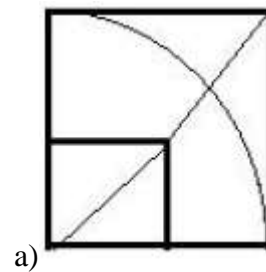
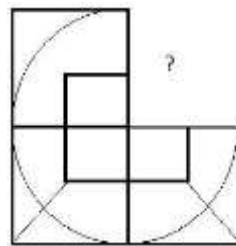


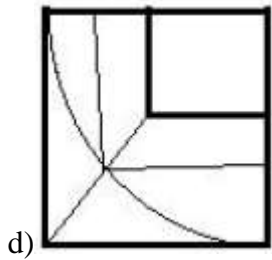
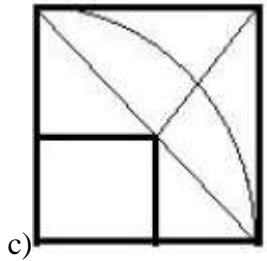
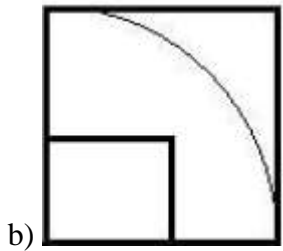
20. Select the correct alternative from the given options that can make a full square.



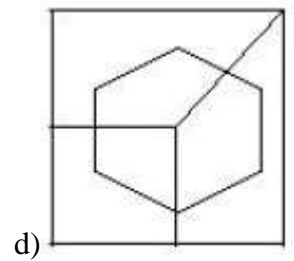
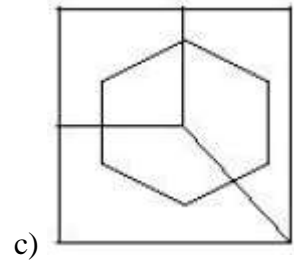
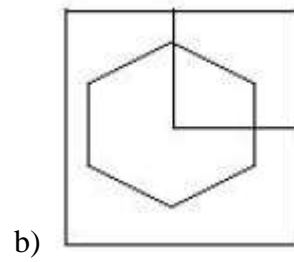
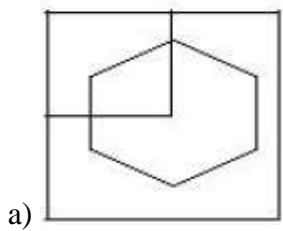
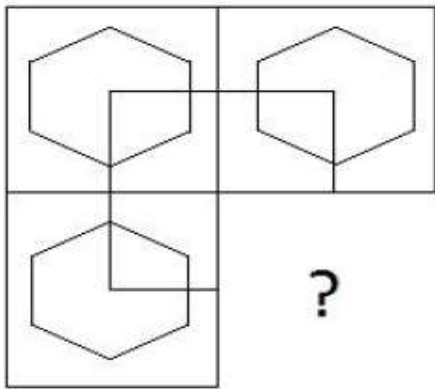
- a) 1, 2 and 3
- b) 2, 3 and 5
- c) 1, 3 and 5
- d) 2, 3 and 4

21. Study the given pattern carefully and select the figure that will complete the pattern given in the question figure.

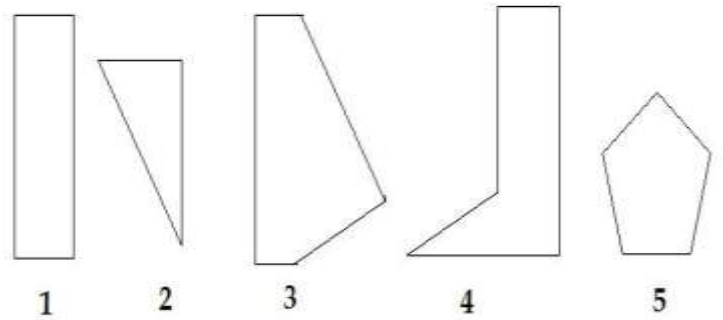




22. Study the given pattern carefully and select the figure that will complete the pattern given in the question figure.



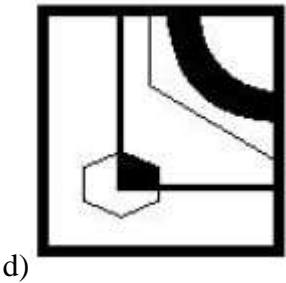
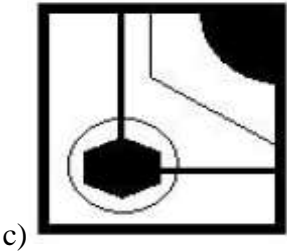
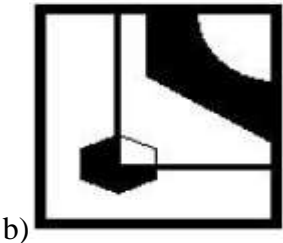
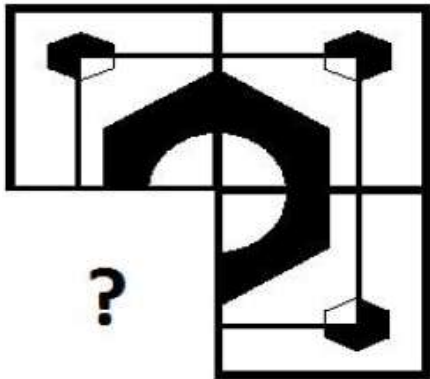
23. Select the correct alternative from the given options that can make a full square.



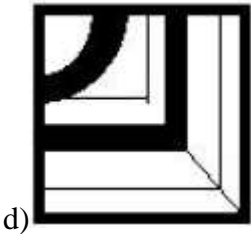
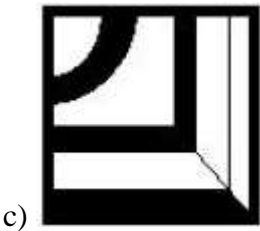
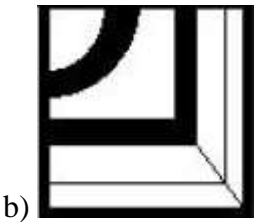
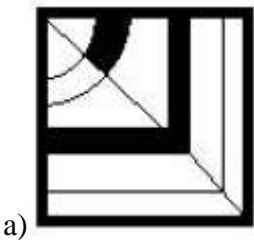
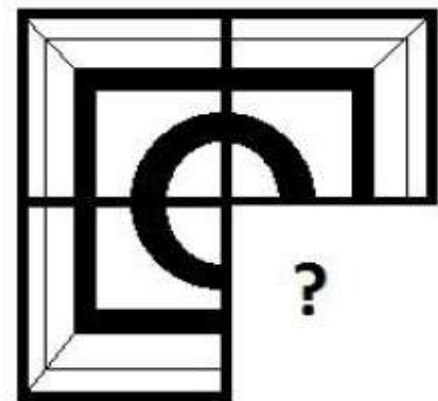
- a) 1, 2 and 3
- b) 2, 3 and 4
- c) 1, 3 and 5
- d) 3, 4 and 5



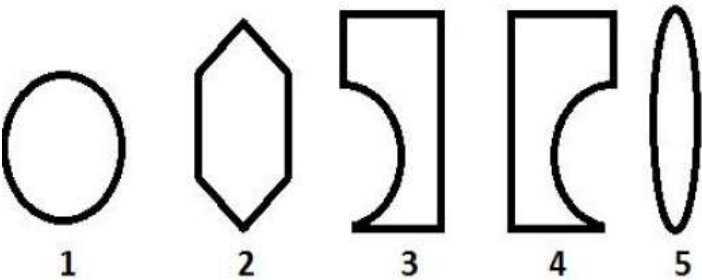
24. Study the given pattern carefully and select the figure that will complete the pattern given in the question figure.



25. Study the given pattern carefully and select the figure that will complete the pattern given in the question figure.

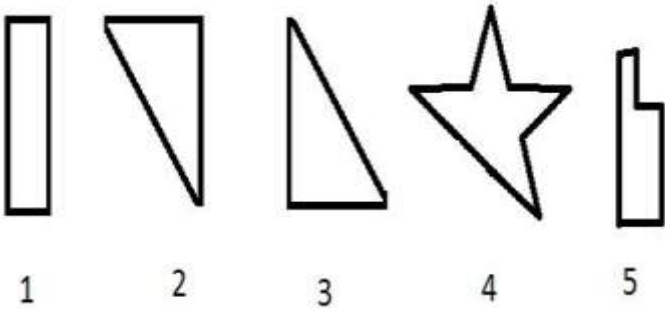


26. Select the correct alternative from the given options that can make a full square.



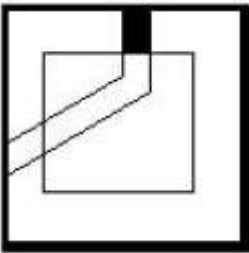
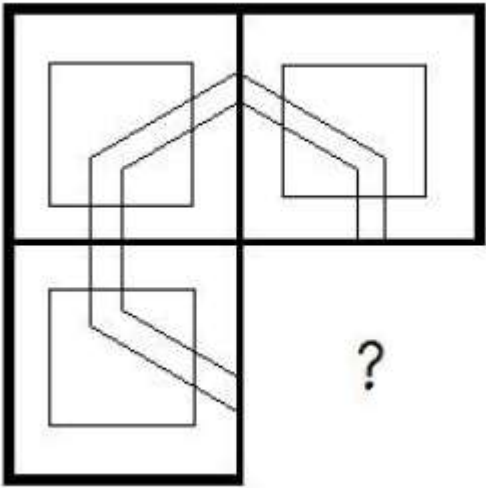
- a) 2, 3 and 4
- b) 3, 4 and 5
- c) 1, 3 and 4
- d) 1, 2 and 3

27. Select the correct alternative from the given options that can make a full square.

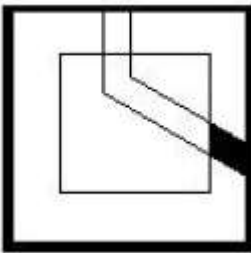


- a) 1, 2 and 3
- b) 1, 2 and 5
- c) 2, 3 and 4
- d) 2, 3 and 5

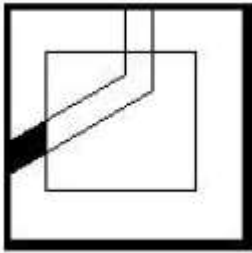
28. Study the given pattern carefully and select the figure that will complete the pattern given in the question figure.



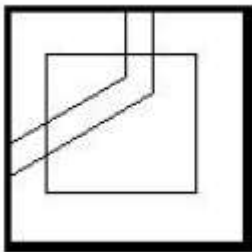
a)



b)

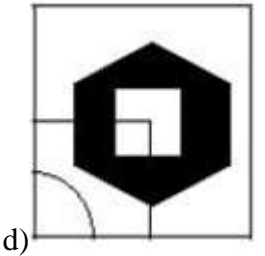
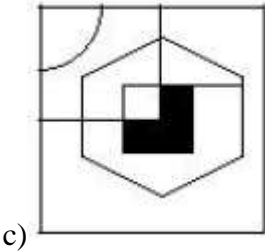
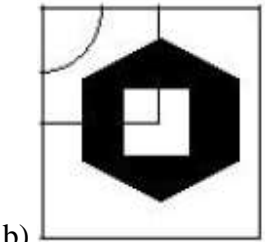
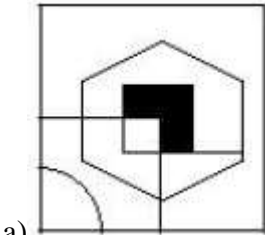
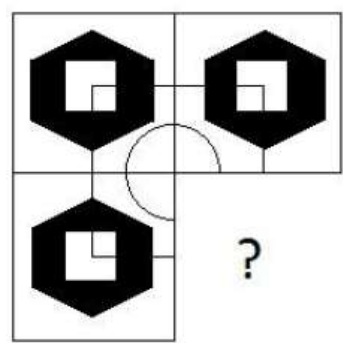


c)

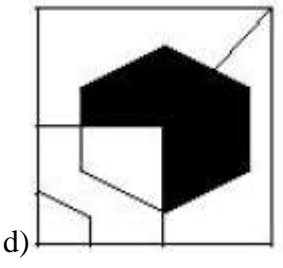
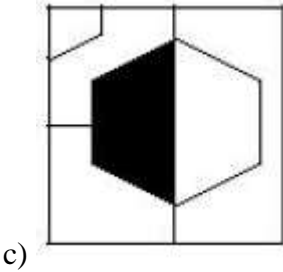
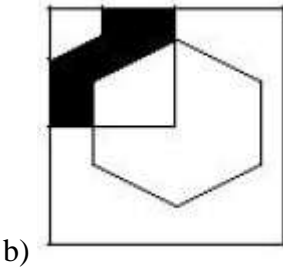
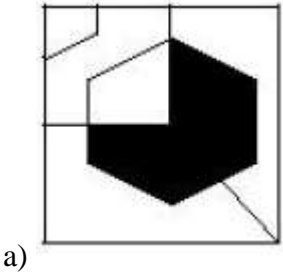
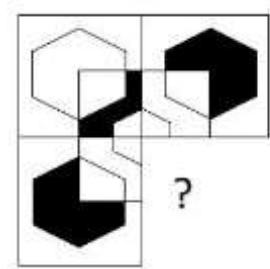


d)

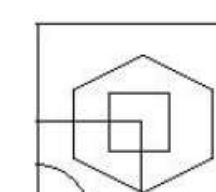
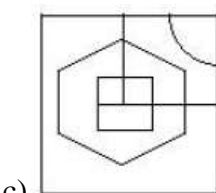
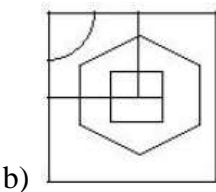
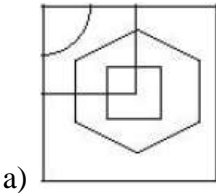
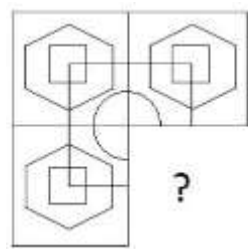
29. Study the given pattern carefully and select the figure that will complete the pattern given in the question figure.



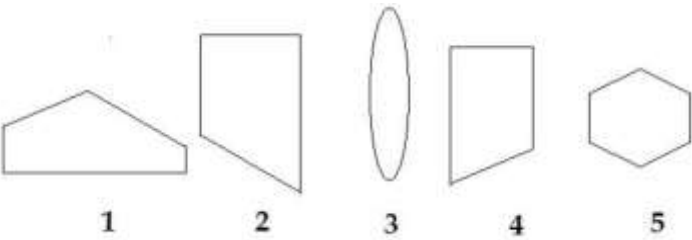
30. Study the given pattern carefully and select the figure that will complete the pattern given in the question figure.



31. Study the given pattern carefully and select the figure that will complete the pattern given in the question figure.

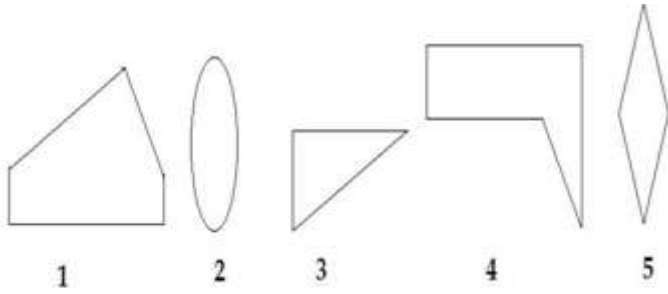


32. Select the correct alternative from the given options that can make a full square.



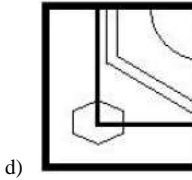
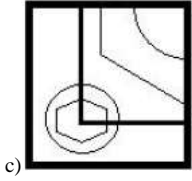
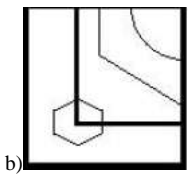
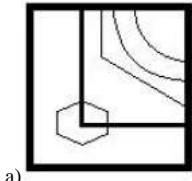
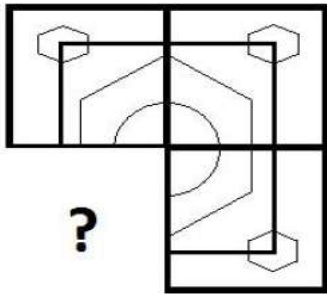
- a) 1, 2 and 4
- b) 2, 3 and 4
- c) 3, 4 and 5
- d) 1, 2 and 3

33. Select the correct alternative from the given options that can make a full square.

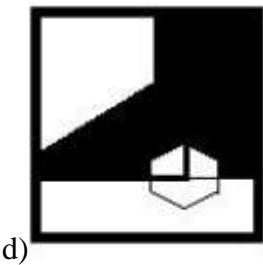
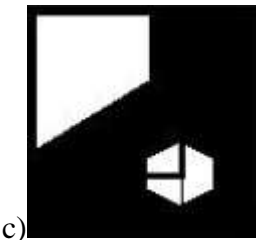
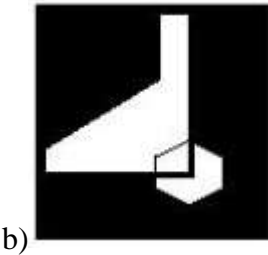

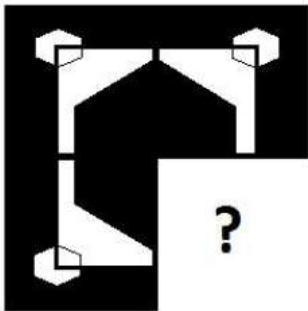


- a) 1, 2 and 4
- b) 2, 3 and 5
- c) 1, 3 and 4
- d) 1, 4 and 5

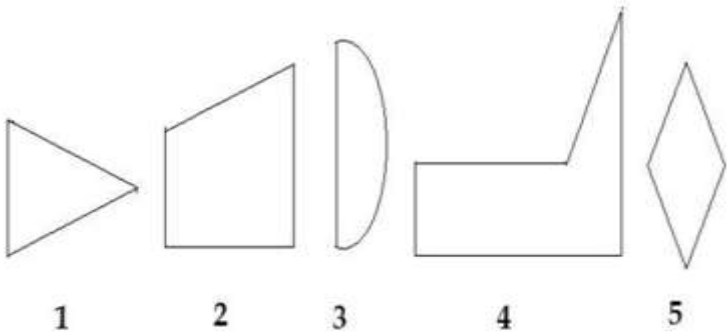
34. Study the given pattern carefully and select the figure that will complete the pattern given in the question figure.



35. Study the given pattern carefully and select the figure that will complete the pattern given in the question figure.

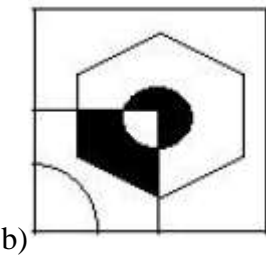
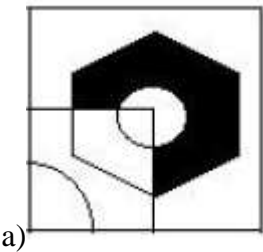
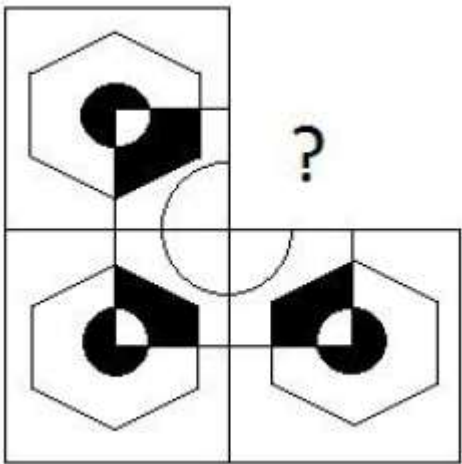


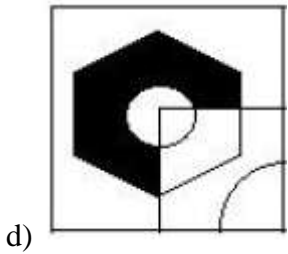
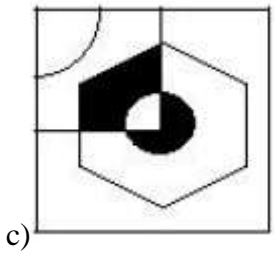
36. Select the correct alternative from the given options that can make a full square.



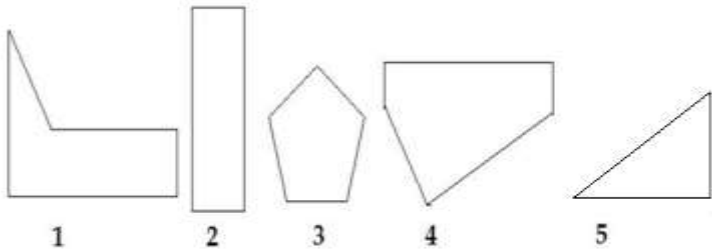
- a) 3, 4 and 5
- b) 1, 2 and 4
- c) 1, 3 and 4
- d) 1, 3 and 5

37. Study the given pattern carefully and select the figure that will complete the pattern given in the question figure.



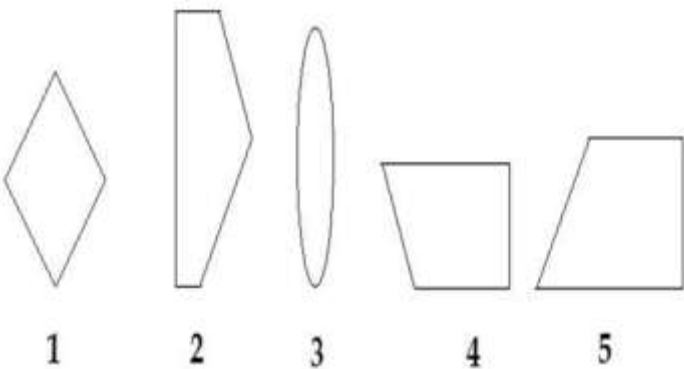


38. Select the correct alternative from the given options that can make a full square.



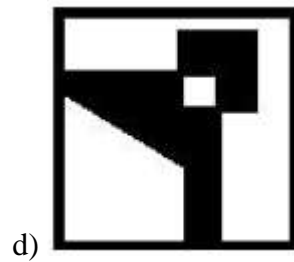
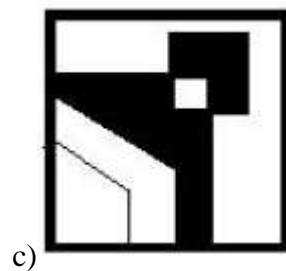
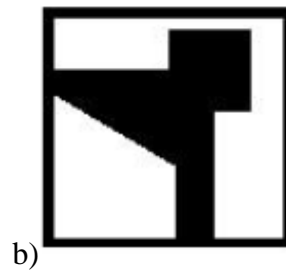
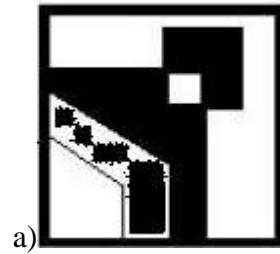
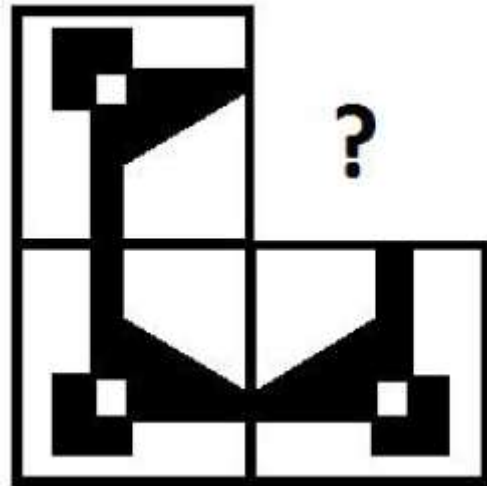
- a) 1, 4 and 5
- b) 1, 2 and 5
- c) 1, 3 and 5
- d) 2, 4 and 5

39. Select the correct alternative from the given options that can make a full square.

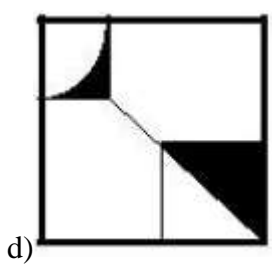
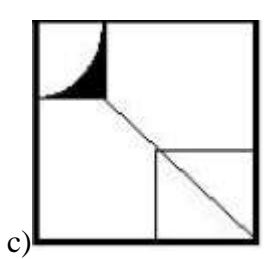
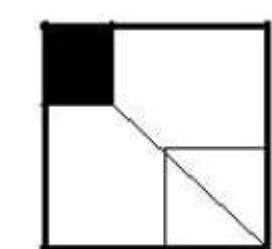
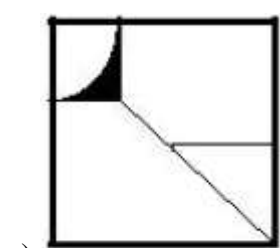
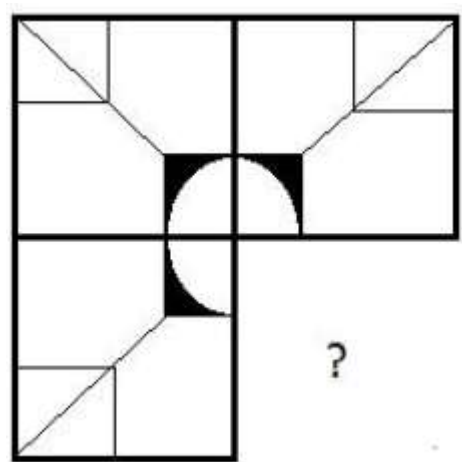


- a) 1, 3 and 4
- b) 1, 2 and 4
- c) 1, 3 and 5
- d) 2, 4 and 5

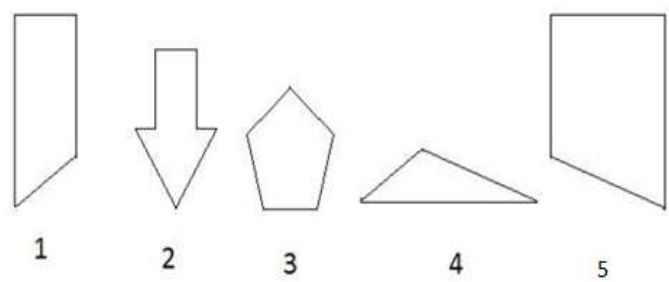
40. Study the given pattern carefully and select the figure that will complete the pattern given in the question figure.



41. Study the given pattern carefully and select the figure that will complete the pattern given in the question figure.

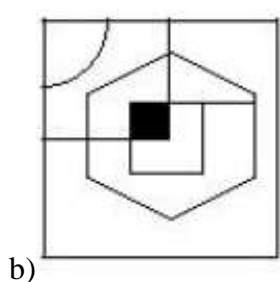
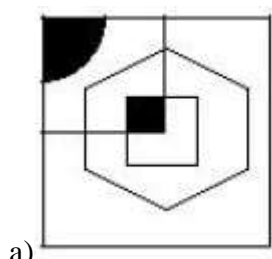
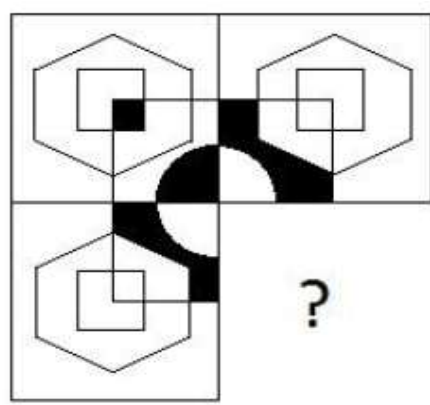


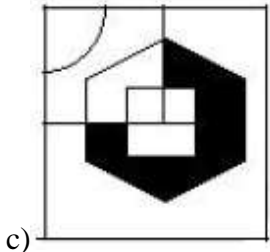
42. Select the correct alternative from the given options that can make a full square.



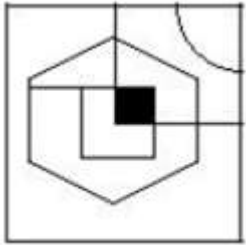
- a) 1, 3 and 4
- b) 2, 3 and 5
- c) 1, 2 and 3
- d) 1, 4 and 5

43. Study the given pattern carefully and select the figure that will complete the pattern given in the question figure.



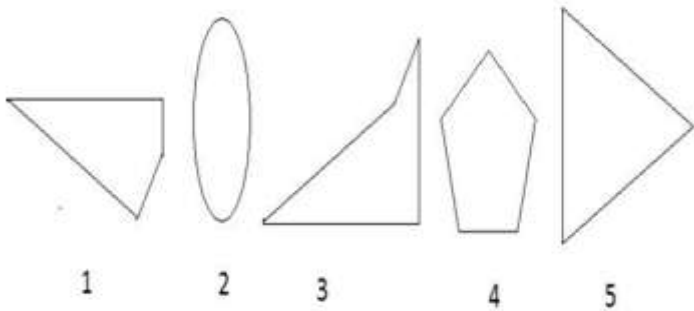


c)



d)

44. Select the correct alternative from the given options that can make a full square.



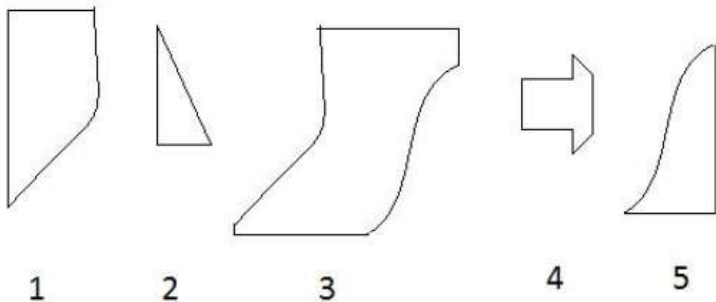
a) 1, 3 and 4

b) 2, 3 and 5

c) 1, 3 and 5

d) 1, 2 and 5

45. Select the correct alternative from the given options that can make a full square.



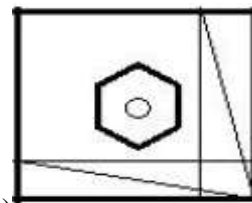
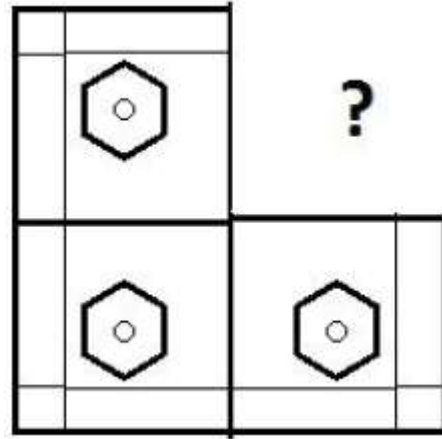
a) 2, 3 and 4

b) 1, 3 and 5

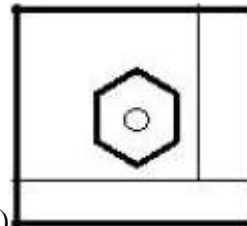
c) 1, 2 and 3

d) 1, 2 and 3

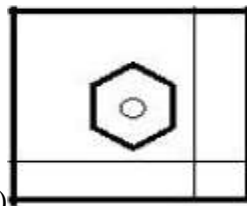
46. Study the given pattern carefully and select the figure that will complete the pattern given in the question figure.



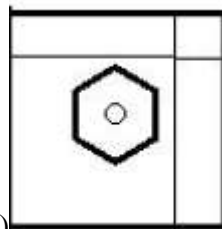
a)



b)



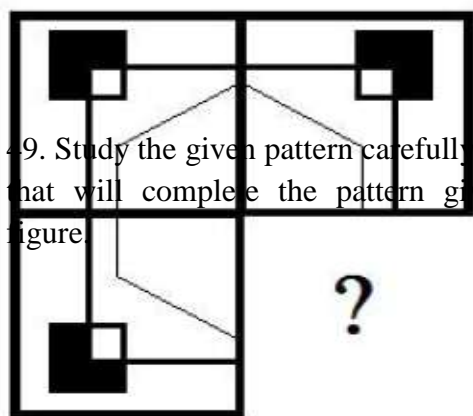
c)



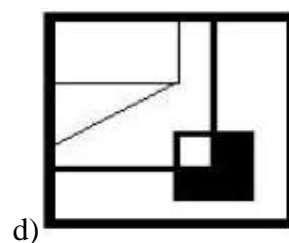
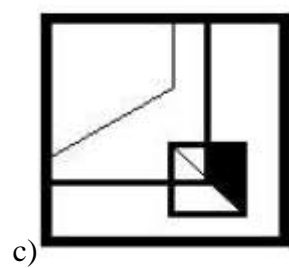
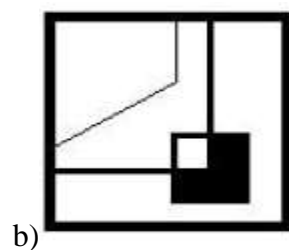
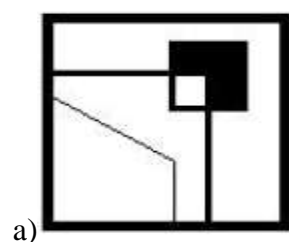
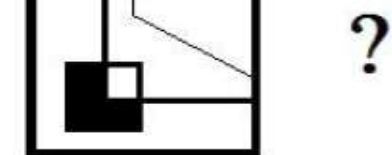
d)



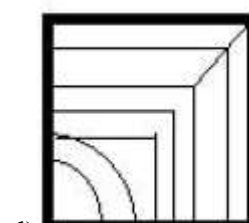
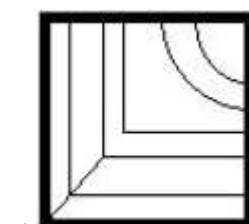
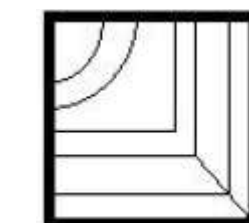
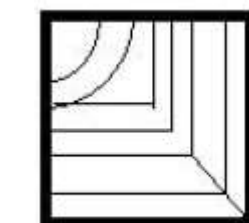
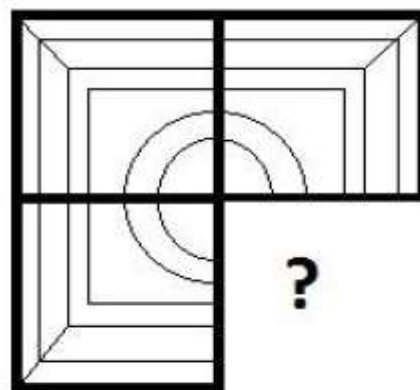
47. Study the given pattern carefully and select the figure that will complete the pattern given in the question figure.



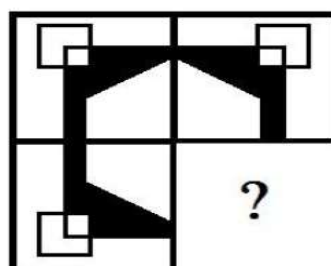
49. Study the given pattern carefully and select the figure that will complete the pattern given in the question figure.

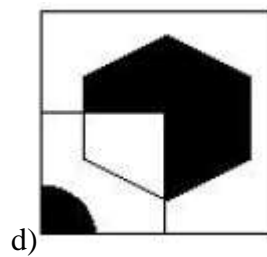
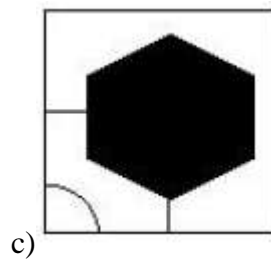
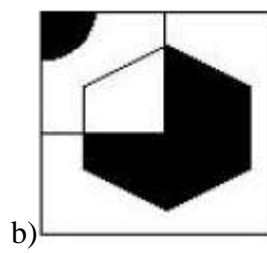
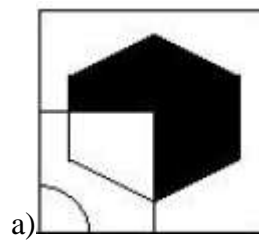
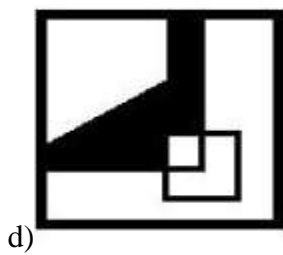
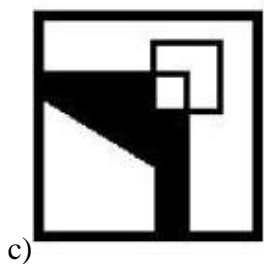
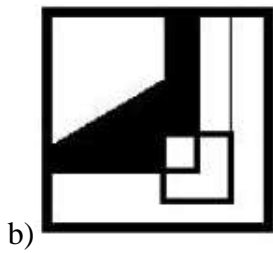
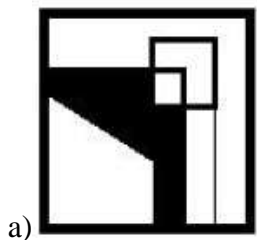


48. Study the given pattern carefully and select the figure that will complete the pattern given in the question figure.

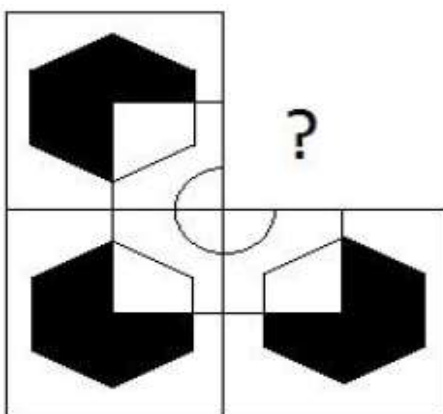


49. Study the given pattern carefully and select the figure that will complete the pattern given in the question figure.





50. Study the given pattern carefully and select the figure that will complete the pattern given in the question figure.



## ANSWERS

- 1) Answer: D
- 2) Answer: A
- 3) Answer: C
- 4) Answer: A
- 5) Answer: D
- 6) Answer: C
- 7) Answer: C
- 8) Answer: D
- 9) Answer: C
- 10) Answer: D
- 11) Answer: D
- 12) Answer: C
- 13) Answer: C
- 14) Answer: B
- 15) Answer: C
- 16) Answer: C
- 17) Answer: A
- 18) Answer: B
- 19) Answer: A
- 20) Answer: D
- 21) Answer: B
- 22) Answer: A
- 23) Answer: B
- 24) Answer: B
- 25) Answer: B

- 26) Answer: C
- 27) Answer: A
- 28) Answer: D
- 29) Answer: B
- 30) Answer: B
- 31) Answer: A
- 32) Answer: A
- 33) Answer: C
- 34) Answer: B
- 35) Answer: B
- 36) Answer: B
- 37) Answer: B
- 38) Answer: A
- 39) Answer: D
- 40) Answer: D
- 41) Answer: C
- 42) Answer: D
- 43) Answer: A
- 44) Answer: C
- 45) Answer: B
- 46) Answer: D
- 47) Answer: B
- 48) Answer: B
- 49) Answer: D
- 50) Answer: A