

The background is a dark blue, futuristic digital interface. It features a central white rounded rectangle containing the text. Below the rectangle is a circular platform with a glowing blue ring of light. The background is decorated with various blue and purple geometric shapes, lines, and glowing arrows, creating a high-tech, digital atmosphere.

Data Handling Exercise

Count the number of balloons of each colour and fill in the placeholders given below :




Number of red balloons =

Number of blue balloons =


Number of yellow balloons =

Number of green balloons =



We all have
a height of
98 cm.

Group A



All children of
my group are
105 cm tall.

Group B




Our height
is 107 cm.

Group C



We all have a
height of
108cm.


Group D



Ha ha, we are
110 cm tall.

Group E

Fill in the blanks by drawing tally marks :

Groups	Measurement of Height	Number of Students	Tally Marks
A	98 cm	9	
B	105 cm	15	
C	107 cm	18	
D	108 cm	16	
E	110 cm	7	

Following are some children eating their favourite fruits.



Apple





Banana





Grapes



MANGO



ORANGE



Fill in the placeholders :

Favourite fruits	Apple 	Mango 	Banana 	Grapes 	Orange 
Number of children	17				

Answer the following :

**How many children are eating orange
as their favourite fruit ?**

10

Answer the following :

**How many children are eating
banana as their favourite fruit ?**

Answer the following :

Which fruit is liked by most children ?

Answer the following :

Which fruit is liked by least children ?

Do the following :

A boy walks

3 blocks right

3 blocks up

4 blocks left.

Show the path with

red arrows.



A dog walks

2 blocks left

1 block up

3 blocks right.

Show the path with
red arrows.

