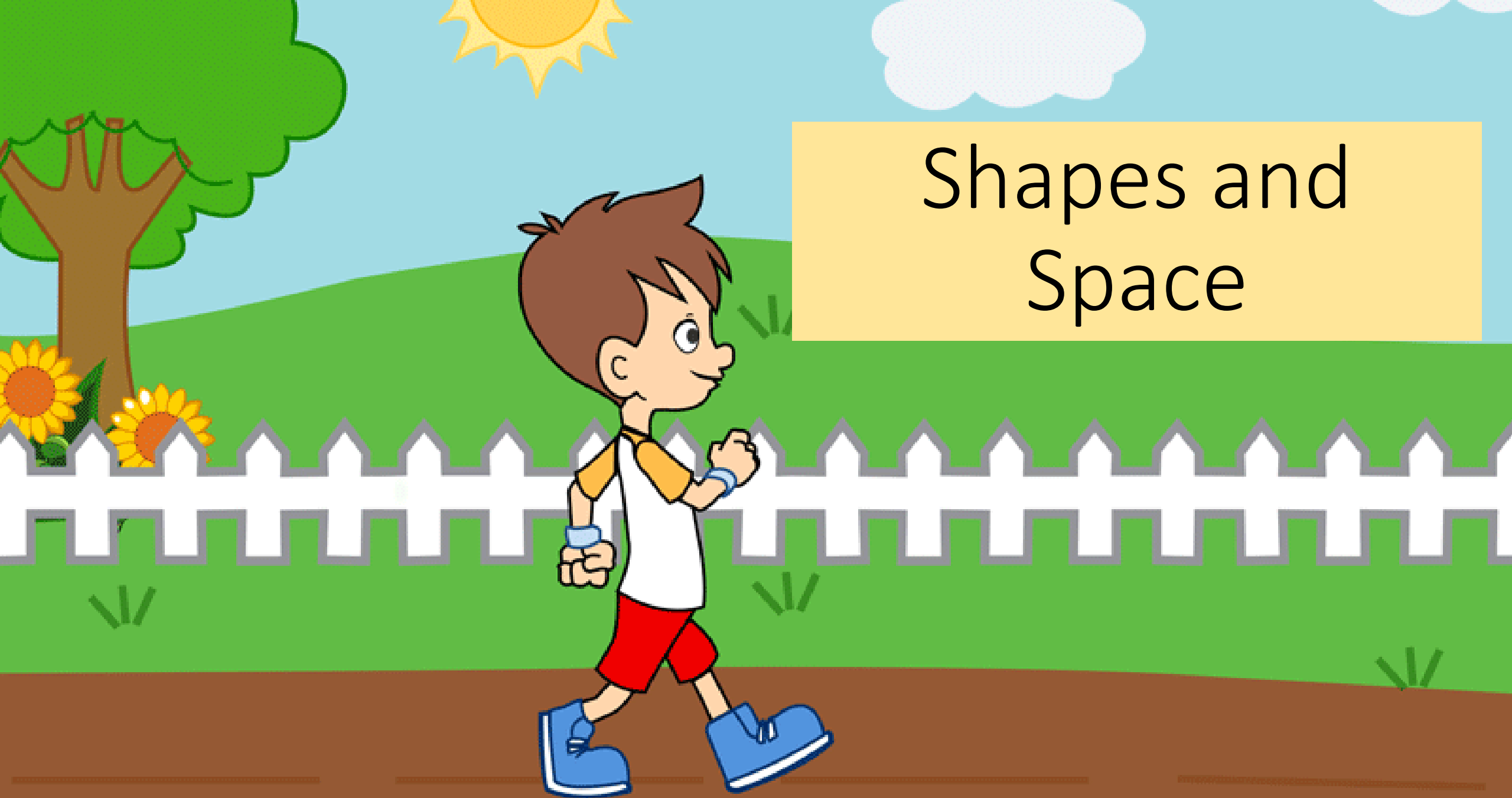



# Shapes and Space



Tick (✓) the correct word to fill in the blank :

1. The boy is standing on the \_\_\_\_\_ of the building.

top



bottom



2. The cat is at the  
\_\_\_\_\_ of the table.

top

bottom



3. The dog is at the  
\_\_\_\_\_ of the table.

top

bottom





4. The pot is at the \_\_\_\_\_ of the shed.

top


bottom

5. THE MONKEY IS AT THE  
..... OF THE TREE..

top

☐

bottom

☐

Tick (✓) the correct word to fill in the blank :



1. THE GIRL IS ..... THE CURTAIN.

inside

☐

outside

☐

2. THE BIRD IS ..... THE CAGE..

inside

☐

outside

☐




3. THE CAT IS ..... THE TENT.

inside

☐

outside


☐

# ON-UNDER

WRITE ON OR UNDER IN THE BLANKS :

A MONKEY IS ..... THE TREE.


A MAN IS ..... THE TREE.






**A MUG IS ..... THE TABLE.  
A TOY IS ..... THE TABLE.**





**THE BOY IS ..... THE CHAIR.**  
**THE BALL IS ..... THE CHAIR.**

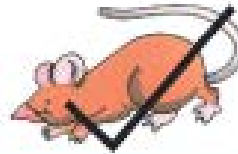



**A CAT IS ..... THE CAR.**  
**A DOG IS ..... THE CAR.**



# NEARER-FARTHER


Tick (✓) the object above the table and  
cross (✗) the object below the table :



Tick (✓) the object above the table and  
cross (✗) the object below the table :



Tick (✓) the object above the table and  
cross (✗) the object below the table :





Tick (✓) the object above the table and  
cross (✗) the object below the table :



# NEAREST-FARTHEST




NEAREST TO THE  
SCHOOL

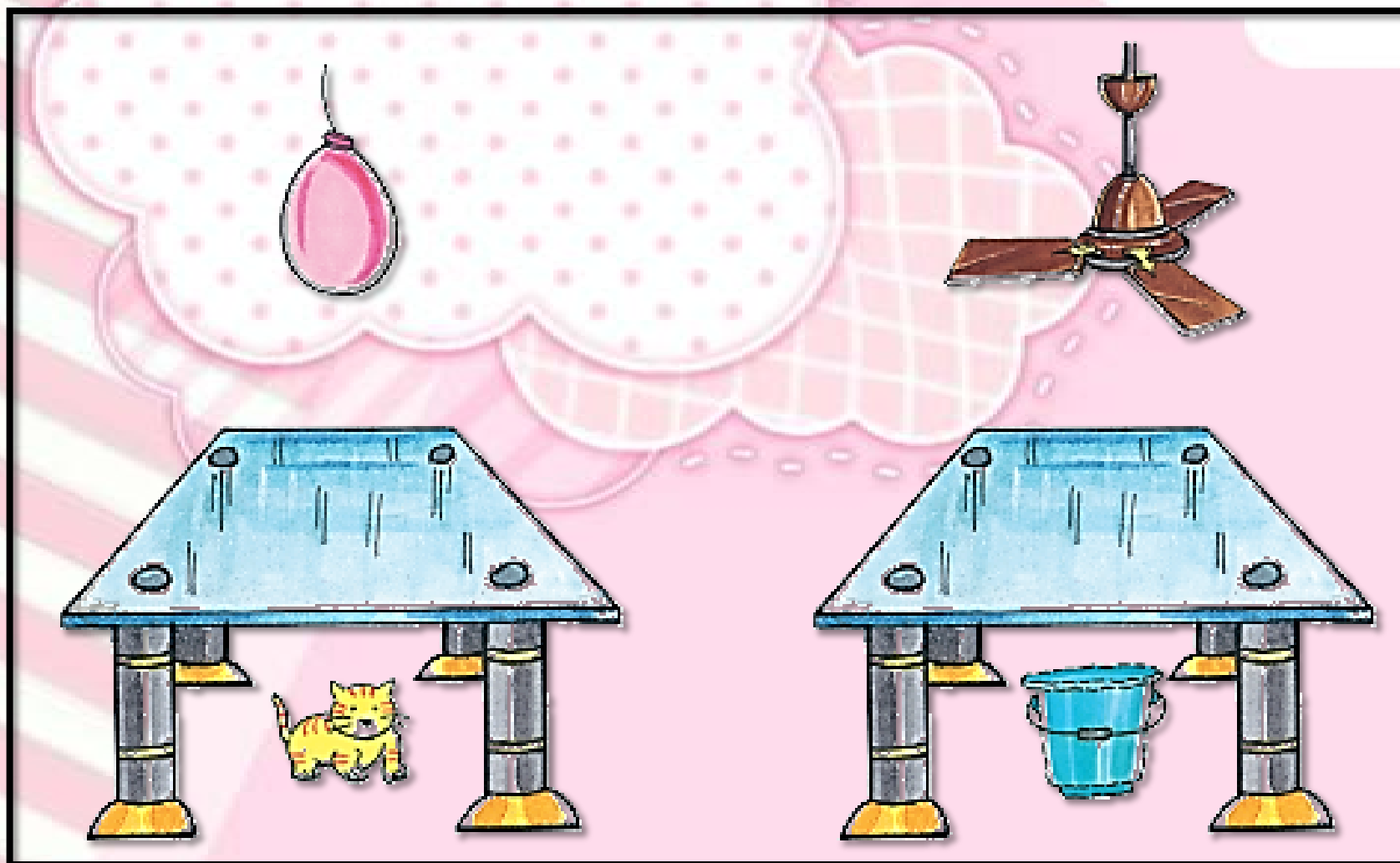
FARTHEST FROM  
THE SCHOOL

# ABOVE-BELOW

LOOK AT THE PICTURE. THERE ARE  
JUG, FAN AND TABLE IN A ROOM.  
THE JUG IS **BELOW** THE FAN. THE  
FAN IS **ABOVE** THE TABLE.



Tick (✓) the object above the table and  
cross (✗) the object below the table :






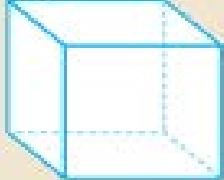




# Shapes Around Us

Look at the objects of different shapes given below.

**Collection of Objects having Different Sizes and Shapes**



# Naming Shapes

Shape	Name	Shape	Name
	<b>Circle</b>		<b>Sphere</b>
	<b>Square</b>		<b>Cube</b>
	<b>Triangle</b>		<b>Cone</b>
	<b>Rectangle</b>		<b>Cylinder</b>

Thank you

