

4. Traffic Rules

Class 4

English Exercise



Read, Understand and Answer

A. Choose the correct option and complete the sentences that follow.

1. The word 'skid' means

(a) slide along.

☐

(b) run.

☐

(c) slid.

☐

(d) low platform.

☐

2. The child compares Ronny to a

(a) hobgoblin.

☐

(b) cyclist.

☐

(c) racer.

☐

(d) biker.

☐

3. The word opposite to 'weak' is

(a) thin.

☐

(b) strong.

☐

(c) wealthy.

☐

(d) fat.

☐

4. Which rules we should follow while cycling ?

(a) safety.

☐

(b) habits.

☐

(c) good manners.

☐

(d) punctuality.

☐

5. The word in the poem which means the same as 'to turn swiftly' is

(a) zip.

☐

(b) zoom.

☐

(c) spin.

☐

(d) wear.

☐

B. Answer the following questions :

1. What mistake does Ronny make?

2. What do his parents advise him to do?

3. Why does Ronny turn and spin?

4. How can we be safe?





Word.com

Use the words given below in sentences. Consult a dictionary to find their meaning.

1. see

2. look

3. glare

4. gaze

5. stare

6. visualise





Read Aloud

Read this pamphlet and understand the traffic rules.



PERISH OR LIVE: IT'S IN YOUR HANDS

Always cross roads using zebra crossing / red light.

Traffic rules are made for our safety. Please follow traffic rules to ensure life.



We request you to follow the below mentioned traffic rules:

- Always cross the road using zebra crossing/red light or by looking to your right and left.
- Do not hang on the foot board of the bus – it is dangerous.
- Avoid boarding and getting out of moving buses.
- While waiting for a bus at the bus stop, always stand in a queue.
- Parents and teachers must ensure that young school kids board and get off school buses carefully.

Life is precious. Don't risk losing it.

Help Line No : 42-400-400

**WALK SAFE.
DRIVE SAFE.**



Issued in public interest by
TRANSPORT DEPARTMENT
Govt. of NCT, Delhi



Role Play-I

Read the given conversation below :

Ruhi : Not a single day passes, when two or three accidents do not occur in our area.

Meha : I know that most the accidents occur due to human error.

Ruhi : What is disturbing is the fact that the youngsters have no traffic sense.



Meha : Yesterday the person killed in the accident was trying to take out his mobile from his pocket, when his mobike skidded and hit the pavement.

Ruhi : Overspeeding, jumping red lights, helmetless driving and road rage are on the increase.

Meha : The traffic police cannot improve the situation unless we all promise to follow the traffic rules.

Imagine yourself as Meha. Tell your class what you should do to stay safe on roads.



Let's Write

Designing a pamphlet/leaflet

To design an attractive pamphlet, we should :

- use a catchy slogan.
- highlight the main points.
- use sub-headings.



- • write short sentences.
- • arrange the important points in the most appropriate way.
- • you can use visuals to make the pamphlet impressive and effective.
- • write the name of the organisation or the persons issuing the pamphlet.

A. Prepare a pamphlet asking the students of your class to celebrate Diwali by saying 'No' to crackers.



SAY 'NO' TO CRACKERS



Help lines :

- Crackers causes noise pollution.
- Crackers causes air pollution.
- Breathing problems to old and sick peoples.
- They can increase the risk of fire accidents.



B. Read the given pamphlet.





Vision for Children

Follow these Golden Rules for protecting your child's Vision:

- ✓ Give Vitamin-A enriched food to children
 - ✓ Provide supplementary dose of Vitamin-A solution (syrup) to all children below 6 years of age
 - ✓ Keep sharp-edged and pointed objects out of their reach
 - ✓ Discourage games like bows & arrows, gully-danda, use of chemicals in Holi & crackers in Diwali
 - ✓ In case of any eye problem, consult a doctor immediately
 - ✓ Do not treat the child yourself
- Spectacles can correct visual problem


World Sight Day

11th October

For further information contact nearest Primary Health Centres, District




11th October



National Programme for Control of Blindness, Directorate General of Health Services, Ministry of Health & Family Welfare, Nirman Bhawan, New Delhi-

For further information contact nearest Primary Health Centres, District Hospitals, Medical Colleges and other NGO Hospitals.



- Now write down five ways to protect vision. Write it in your own words.



A large rectangular area with a black border, containing ten horizontal blue lines for writing.





Let's Learn to Pronounce

The underlined letter in each word is silent. We do not pronounce the silent letter. Read the following words loudly :

comb

tomb

thumb

doubt

rustle

hustle

bustle

wrestle

bridge

Wednesday

sandwich

handsome



plumber

bombb

foreign

reign

sign

gnat

diaphragm

castle

often

yolk

folk

talk

half

balm

handkerchief

fudge

knot

knit

know

knock

knowledge





Read, Recite and Rejoice


Read this poem

The Colourful World


The blue sky,

The green grass,


The white snow,



The red rose,
The violet flowers,
The yellow daffodils,
The brown and large
The mountains and the hills.




The bright face of my mother,
The joyful smile of my father,
The pleasant look of a friend,
The frown of the one troubled,
The serenity of my grandma,
The simply dressed grandpa.



Without eyesight
Things wouldn't be bright.
My colourful world
Without heavenly light
Would have been only BLACK.

Roama Malik, 14





Life Skills

A. Look around yourself. God has given you many beautiful things like water, air, rainfall, flowers etc. Write about five such things you are thankful to God.

1. _____
2. _____
3. _____
4. _____
5. _____



B. Tick (•) the lines, you feel correct and cross (•) the wrong one.

1. We must run and cross the road.

☐

2. We must follow traffic rules.

☐

3. We must not play on road.

☐

4. We must hold the hands of our elders while walking on the road.

☐

5. There is no need to wear cycle helmets while cycling.

☐

- 6. Car seat belts are not necessary. ☐
- 7. We must not take out our hands or head from the window of any vehicle. ☐
- 8. We must not form a queue while boarding into our school bus. ☐
- 9. We can run and climb on the moving bus. ☐
- 10. Traffic rules are made for our own safety. ☐



THANK YOU

