
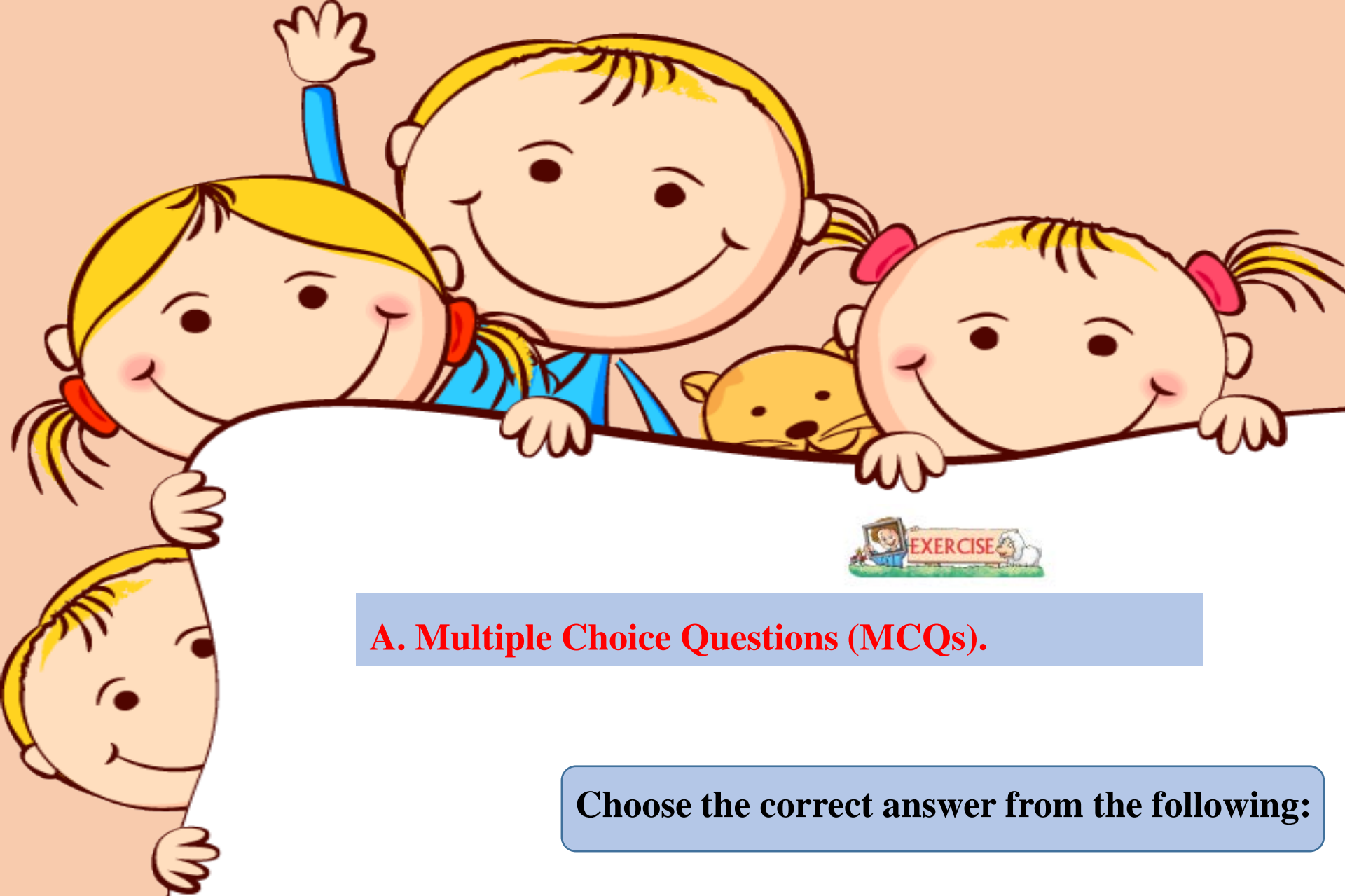


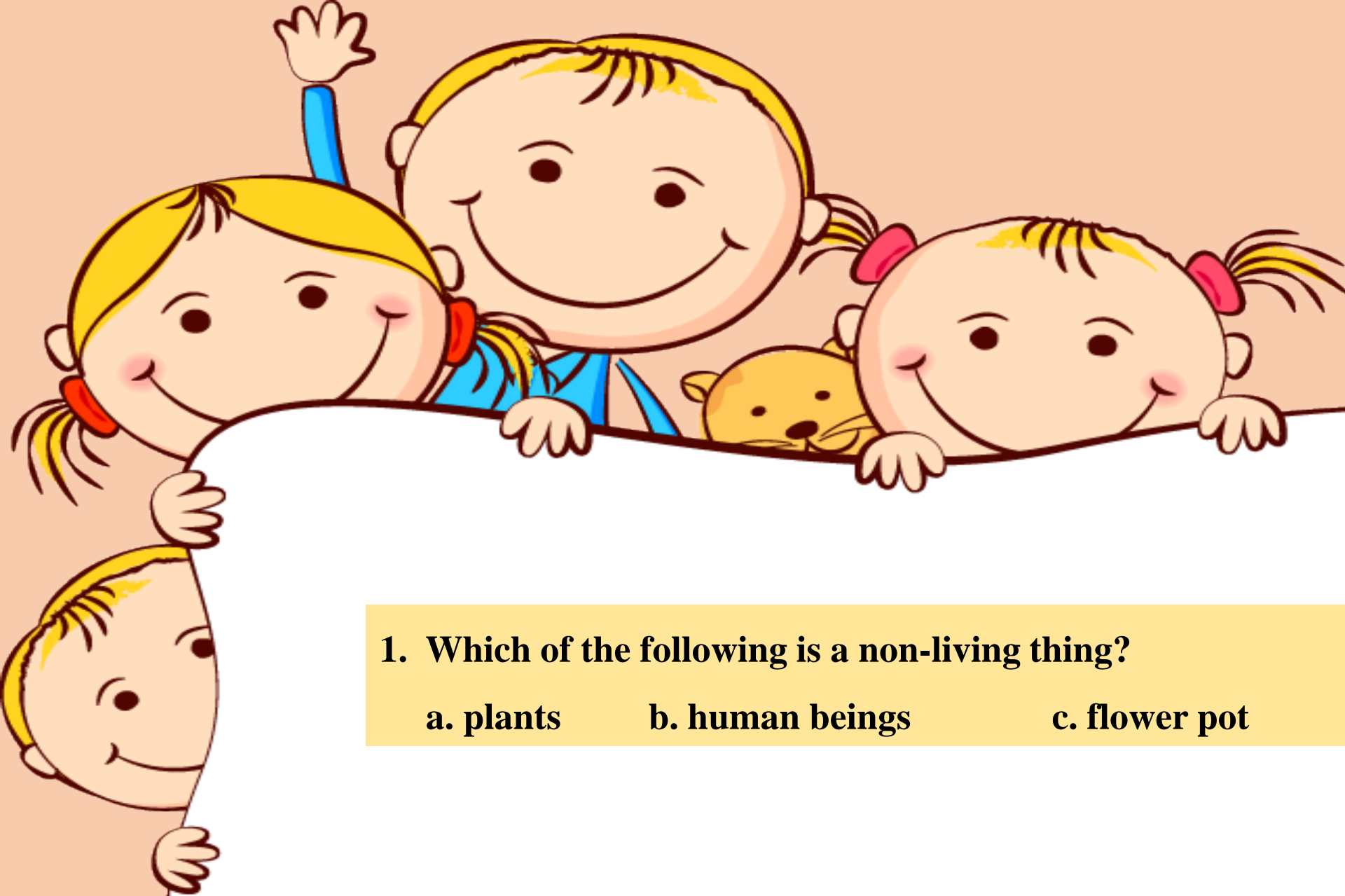
Living and Non- Living Things Exercise CLASS 3 E.V.S





A. Multiple Choice Questions (MCQs).

Choose the correct answer from the following:




1. Which of the following is a non-living thing?

a. plants

b. human beings

c. flower pot




2. Which of the following uses sunlight to make food?

a. rose plant

b. cockroach

c. crow

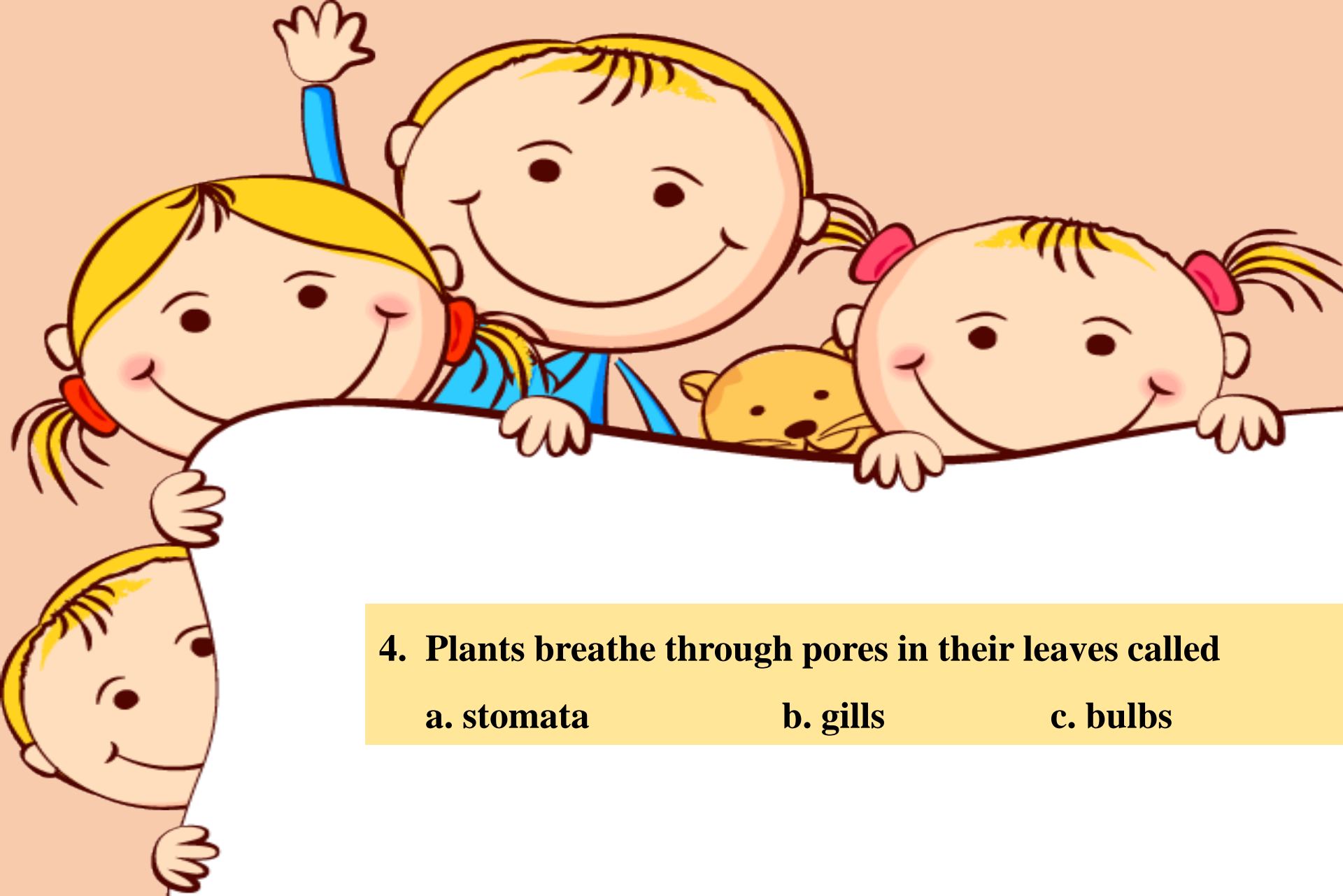


3. Which of the following is a living thing?

a. sparrow

b. ball

c. table




4. Plants breathe through pores in their leaves called

a. stomata

b. gills

c. bulbs




5. Some animals reproduce with the help of

a. seeds

b. eggs

c. bulbs



B. Fill in the blanks.

1. The _____ keeps its face towards the sun.
2. The _____ give birth to babies.
3. New plants produce from _____ and _____.
4. Insects have _____ on their body for breathing.
5. The _____ plant folds its leaves on being touched.



C. State whether the given statements are True or False.

1. Animals make their own food.

☐

2. Fish breathe through gills.

☐

3. The jasmine plant faces towards the sun.

☐

4. We get energy from our food.

☐

5. All natural things are living things.

☐




D. Match the following columns.

Column-I

1. Lungs
2. Air holes
3. Fish
4. Animals, clouds
5. Books, building

Column-II

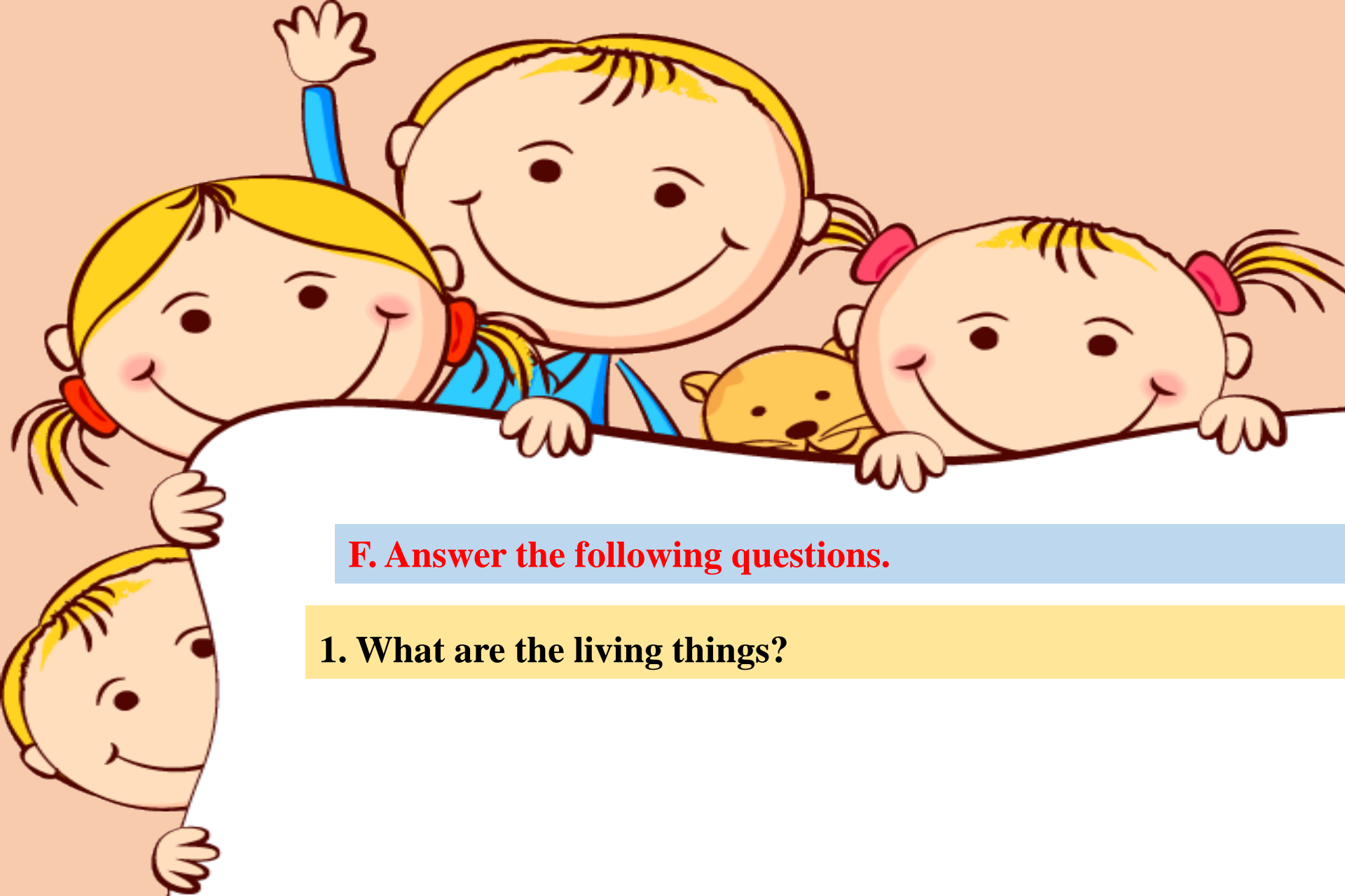
- (a) Gills
- (b) Man-made things
- (c) Human beings
- (d) Insects
- (e) Natural things



E. Name them:


1. Pores present in leaves for breathing _____
2. Things that have life _____
3. A plant that keep its face towards the sun

4. Things which do not have life _____
5. Things found in nature _____




F. Answer the following questions.


1. What are the living things?




2. Give two examples of the non-living things.



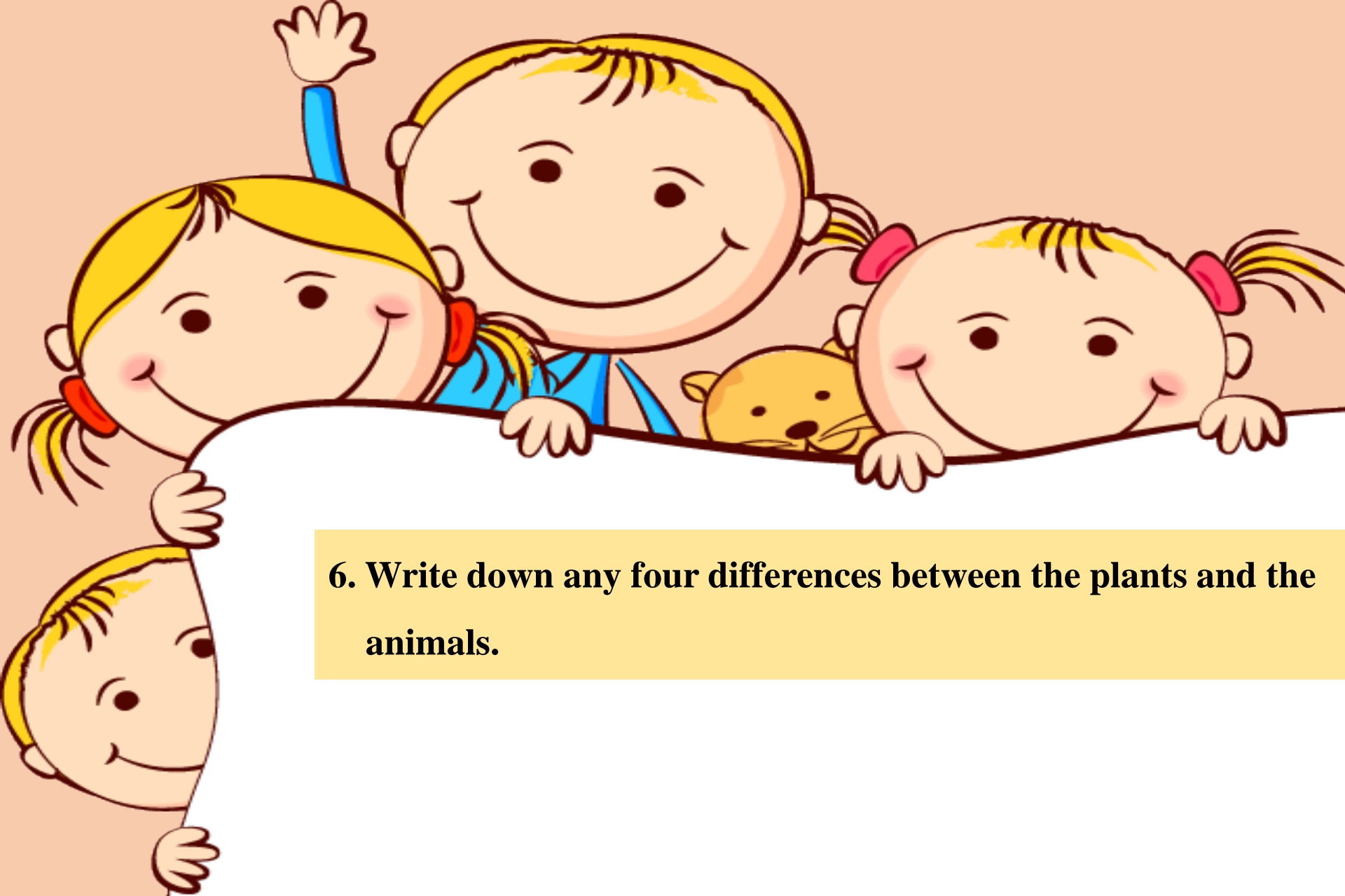
3. What are the natural things?



4. How do the plants breathe?




5. How do the insects breathe?




6. Write down any four differences between the plants and the animals.



7. How are the living and non-living things similar?



8. How do animals reproduce?



Life Skill

A. Every living being on this earth has right to live. Be it a small ant or a human being. Every life is precious. We human beings can think. Thus, it is our duty to give respect to all living beings.


1. Never hurt any animal.

2. Do not pluck flowers unnecessarily.




3. Plant as many new plants as you can.


4. Make a bird house in your garden and keep a bowl of water and some grains daily.




B. Put some Rajma seeds in a dish containing cotton soaked in water. Keep it near the window so that sunlight is available to it. Sprinkle water to it after every 2-3 days. Make a chart of the observation.




C. Make a chart on “Our World”. Collect pictures of living and non-living things. Make a collage with these pictures.




D. Observe the features of the following things and complete the data given below:




Object	Needs air to breathe	Moves on its own	Grows	Needs food	Can feel
Neem tree					
Girl					
Table					



Object	Needs air to breathe	Moves on its own	Grows	Needs food	Can feel
Nail					
Snail					
Flower					



Object	Needs air to breathe	Moves on its own	Grows	Needs food	Can feel
Flower					
Wooden log					
Box					



Object	Needs air to breathe	Moves on its own	Grows	Needs food	Can feel
Cockroach					

