

# 7. Grow More Trees

## CLASS 2 ENGLISH

### Exercise





## Think Time

### A. Choose the correct answer.

1. Earlier, in the child's city there were no

(a) buses

(b) cars

(c) trees



**2. Who told the child about the importance of trees?**

**(a) teacher**

**(b) mother**

**(c) brother**



**3. The city is now green and has**

**(a) broad road**

**(b) beautiful flowers**

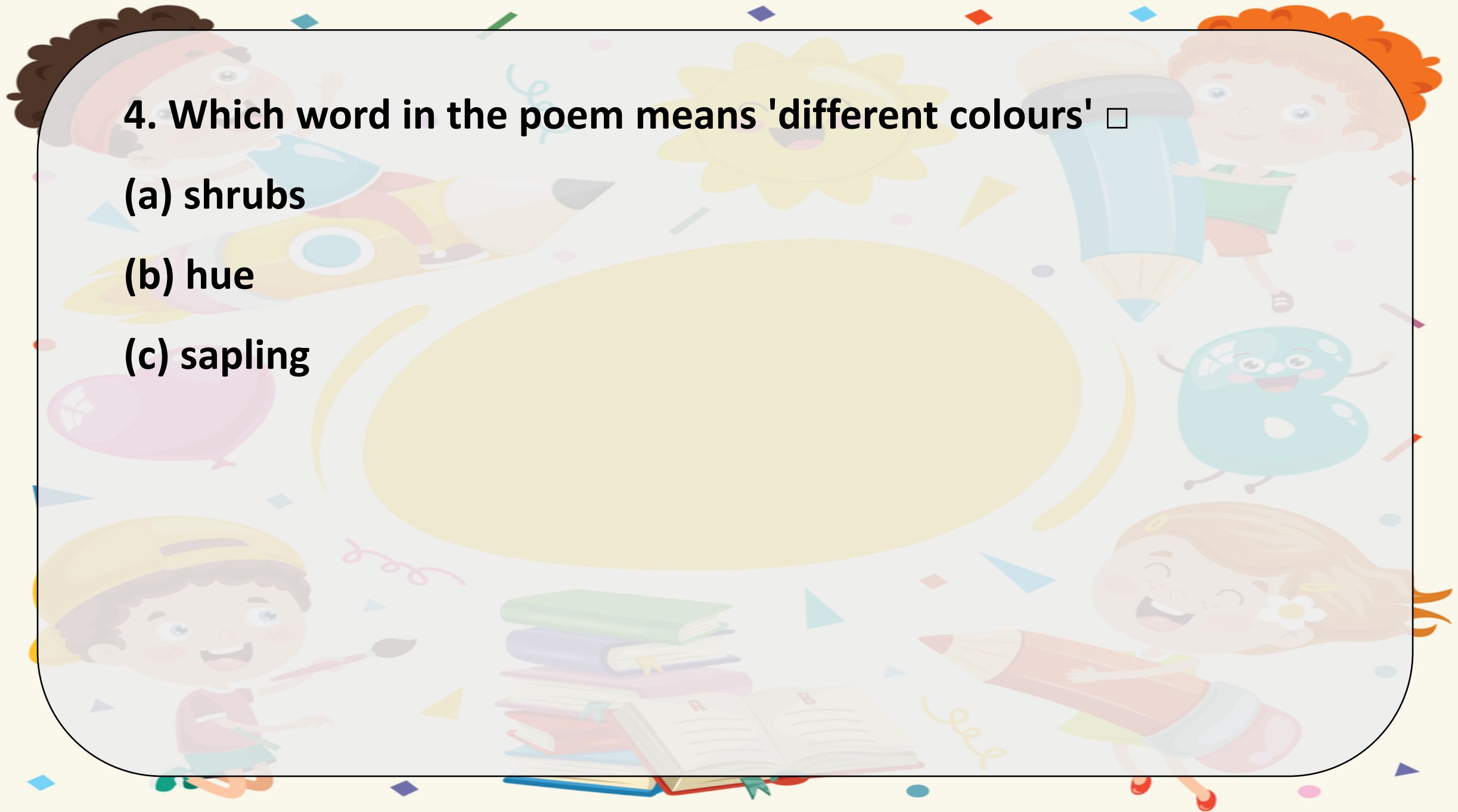
**(c) big buildings**

**4. Which word in the poem means 'different colours' □**

**(a) shrubs**

**(b) hue**

**(c) sapling**







**B.Read, think and answer :**

**1. Earlier the child's \_\_\_\_\_.**

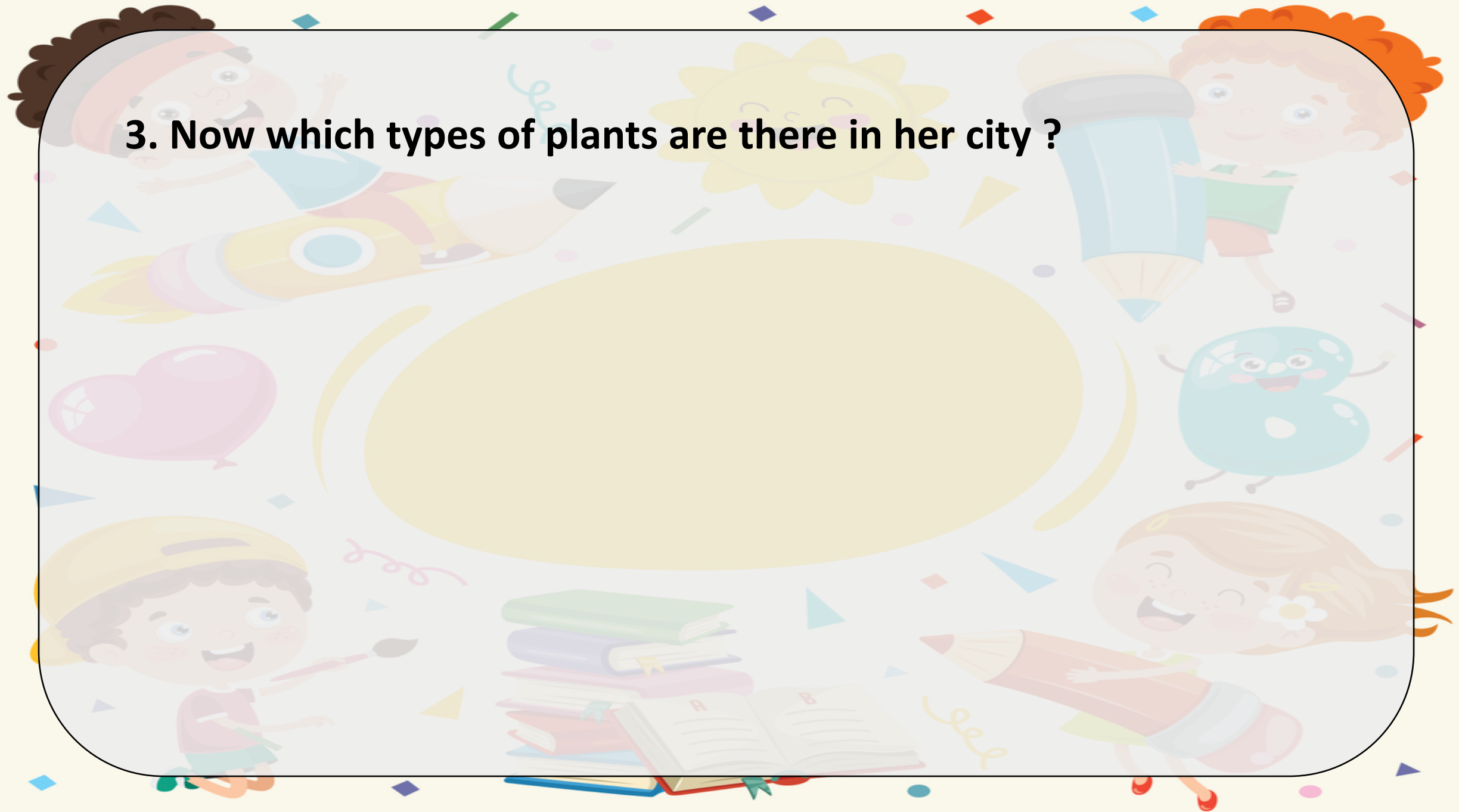
**2. Were there any trees in her city ?**

---

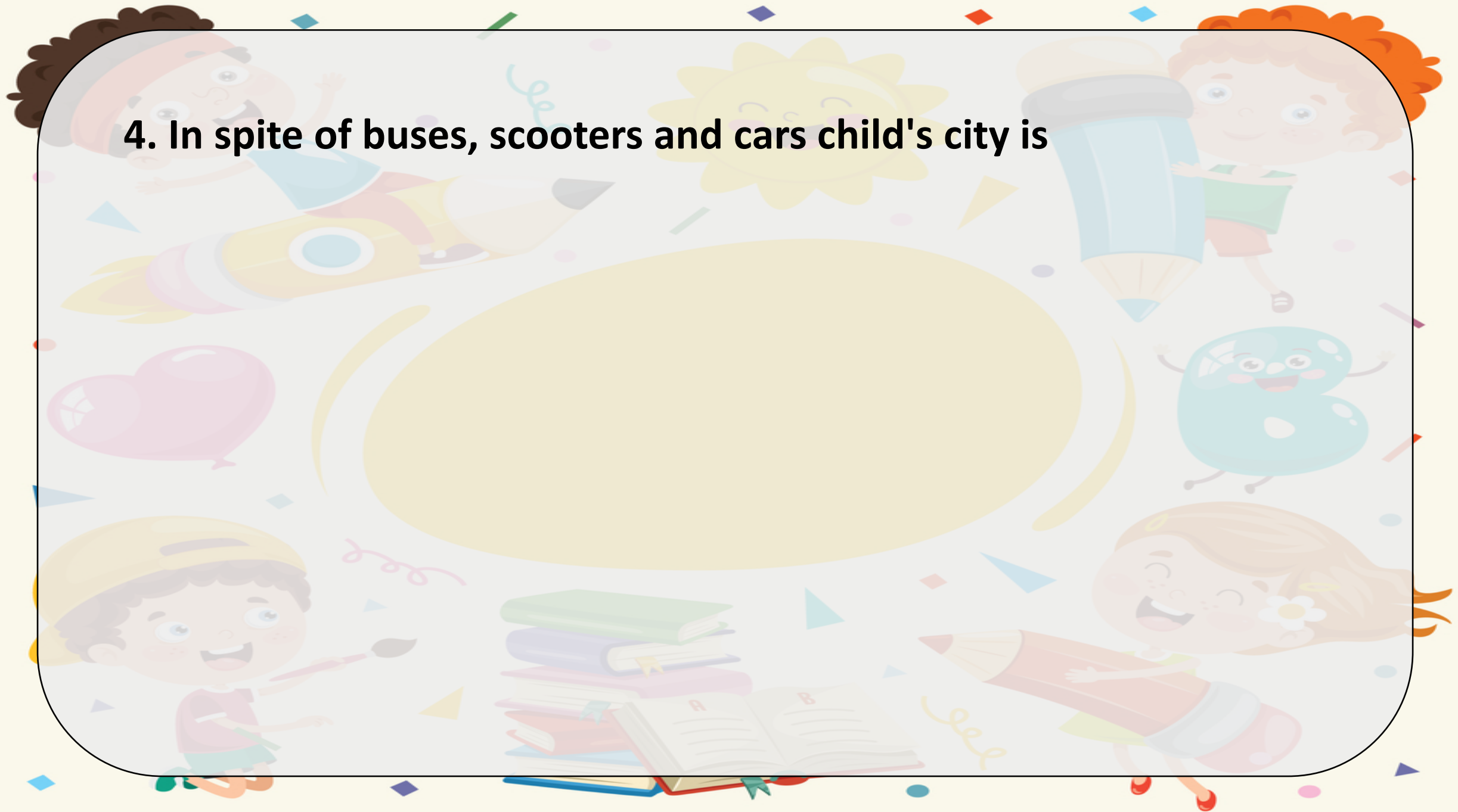
---

---

**3. Now which types of plants are there in her city ?**



**4. In spite of buses, scooters and cars child's city is**







## Grasping Grammar

### A. Action Words

Doing words are called Action Words.

For example : eating, caring etc.

Fill in the blanks with suitable words :

**planting, tilling, caring, watering**

1. The gardener is \_\_\_\_\_  
the sapling.

2. Ruhi is \_\_\_\_\_  
the plants.





3. Manik is \_\_\_\_\_ the soil.

pie boy tilling the soil

4. After \_\_\_\_\_

pie farmer in farm

a lot, the farmer gets a good crop.

**B. Some action words are given in column A. Match them with suitable words in column B.**



**WE**

**Column A**

watch

fly

have

ring

plough

hit

**Column B**

the field

a ball

an ice-cream

the bell

television

an aeroplane




### **C. Capita I Letters :**

- A sentence always begins with a capital letter.
- All special names begin with a capital letter.
- 'I' used for first person is always written in capital letters.




**Rewrite the given sentence using capital letters, where necessary:**


**1. ravi planted a neem sapling.**




2. we went to pune yesterday.




**3. i was born in kanpur.**



4. there are plenty of flowers here.



5. which flower is this ?





6. bani and mani are my friends.






**Let's Speak Fluently**

**Talk Time : 5 minutes**

**Look at the picture carefully. Tell your partner about it. Describe the picture in your own words.**





**THANK YOU**

