



2. Be a True Friend

Class 2 English

Exercise



Think Time

A. Choose the correct answer.

1. Mani and Ben were

(a) good friends

☐

(b) brothers

☐

(c) cousins

☐

2. Who climbed the tree ?

(a) Mani

☐

(b) Bani

☐

(c) No one

☐



3. The bear told Mani to be

(a) slow

☐

(b) quick

☐

(c) careful

☐

4. Who was sorry ?

(a) Mani

☐

(b) Bani

☐

(c) Bear

☐



B. Complete the given sentences with the help of the story:

1. Ben climbed the tree _____

2. Mani did not climb the tree because _____





Words.com

Match the animals with their sounds.



Animals

birds

lions

dogs

horses

cats

cows

Sounds

bark

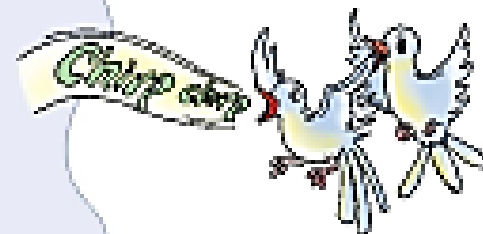
chirp

moo

mew

roar

neigh





Grasping Grammar

One	Many	One	Many
bird	birds	baby	babies
bear	bears	worry	worries
friend	friends	wolf	wolves
parrot	parrots	life	lives
animal	animals	buffalo	buffaloes
		candy	candies

Now, read the instructions below and change the one to many





1. Remove **y** and add **ies** to change one to many :

army _____

story _____

baby _____

worry _____

2. Add - **es** to the following words to change one to many :

potato _____

buffalo _____

hero _____

volcano _____





3. In the following words remove – **f** and – **fe** and add – **ves**
change ‘one’ to ‘many’:

One	Many
knife	<input type="text"/> <input type="text"/> <input type="text"/> <input type="text"/> <input type="text"/> <input type="text"/>
wife	<input type="text"/> <input type="text"/> <input type="text"/> <input type="text"/> <input type="text"/>
wolf	<input type="text"/> <input type="text"/> <input type="text"/> <input type="text"/> <input type="text"/> <input type="text"/>
life	<input type="text"/> <input type="text"/> <input type="text"/> <input type="text"/> <input type="text"/>



4. Rewrite the sentences after changing the coloured words to 'many'. One has been done for you as an example:

(a) The **bird is** singing sweetly.

The **birds are** singing sweetly.

(b) The **dog is** barking loudly.





(c) The **doll** is very beautiful.



(d) The **boy** is reading a book.





Let's Write

FRIENDS ARE TRUE

In your class all the children are your friends. Tell about your best friend by filling the following details :



Name _____

Birthday _____

He likes to eat _____

He loves to play _____

I like him because _____





Let's Speak Fluently

Talk Time : 5 minutes

Tell any two good things about your friend.





Let's Try


ACTIVITY

Make a Friendship Band

Sit in groups of four, and help each other to make a friendship band.



You need

- (a) a glazed ribbon
- (b) stickers, glitters
- (c) sequins (stars)
- (d) fevicol



1. Take a glazed ribbon long enough to be tied on your friend's wrist.



- 
- 
2. Decorate the ribbon as much as you can, by pasting stickers, glitters and sequins on it.
3. Tie it on your friends wrist



Friendship Day

The friendship day is
celebrated on the
second Sunday of
August every year.





Elocution

Read, Recite and Rejoice

The Naughty Boy

There was a naughty boy
And a naughty boy was he
With his parents went to Scotland
The people there to see
There he found.

That the ground
Was as hard
That a yard
Was as long
That a song
Was as merry
That a cherry
Was as red
That lead
Was as weighty
That fourscore





Was as eighty
That a door
Was as wooden
As in England
So he stood in his shoes and wondered.
He wondered
He stood in his shoes
And he wondered.

—John Keats.





Thank you

6 ft

6 ft

6 ft