

# Chapter – 6 Road Safety Exercise

## Class -1

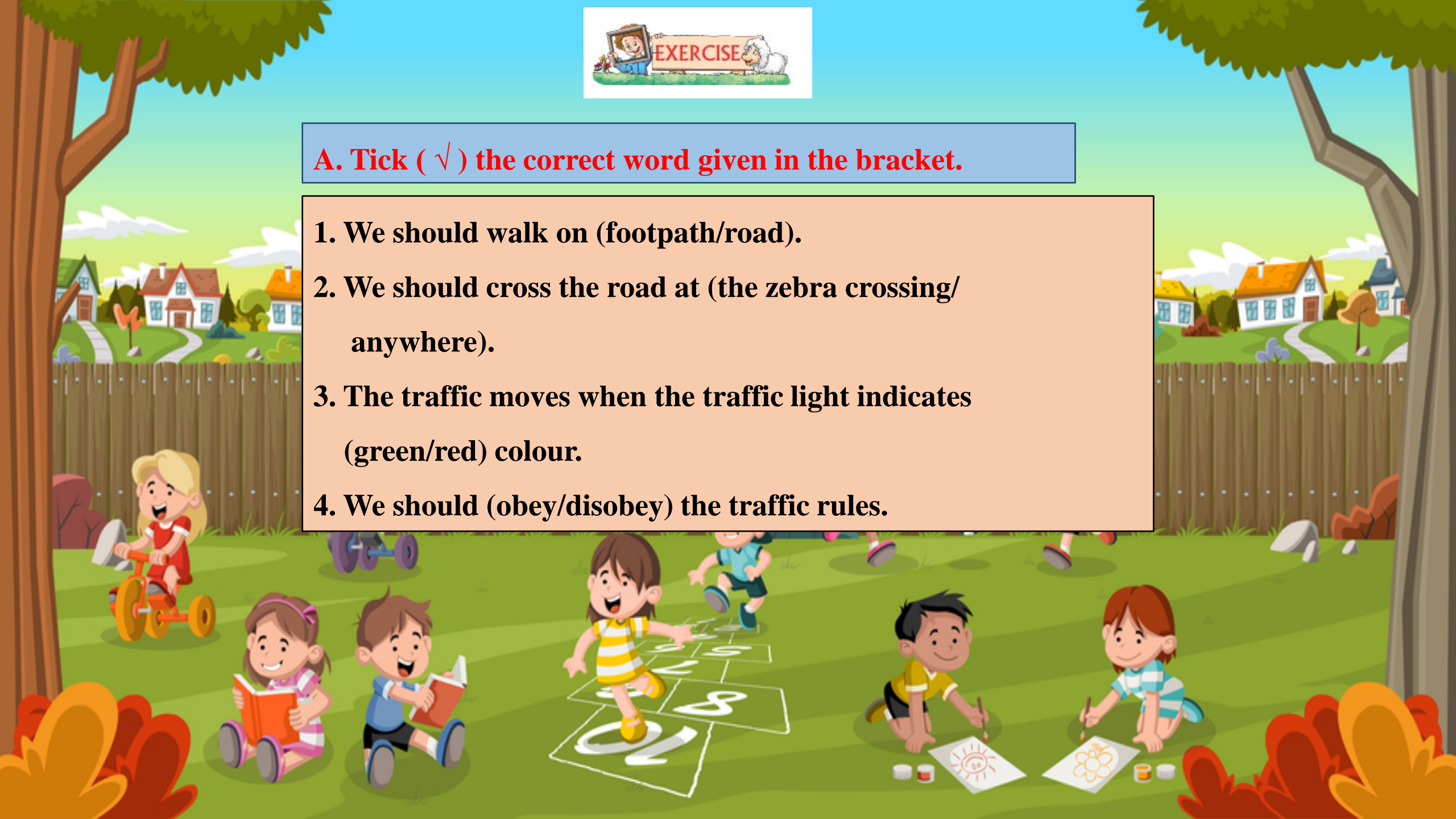
### E.V.S





**A. Tick ( ✓ ) the correct word given in the bracket.**

1. We should walk on (footpath/road).
2. We should cross the road at (the zebra crossing/  
anywhere).
3. The traffic moves when the traffic light indicates  
(green/red) colour.
4. We should (obey/disobey) the traffic rules.





**B. Match the following columns:**

**Column-I**

1. Red
2. Yellow
3. Green

**Column-II**

- Wait
- Go
- Stop



**C. Fill in the blanks with the words given in the help box.**

**zebra    road    moving                      footpath                      traffic**

1. Do not play on the \_\_\_\_\_.
2. Always cross the road at the \_\_\_\_\_ crossing.
3. Never lean out of the \_\_\_\_\_ bus.
4. Always walk on the \_\_\_\_\_.
5. Follow the \_\_\_\_\_ rules to avoid accidents.





**D. Write (T) for true and (F) for false statements.**

**1. We should not follow the traffic rules.**

**2. We can walk on the road.**

**3. Always move on the left.**

**4. We can get off the moving bus.**



**E. Answer the following questions.**

**1. What does the yellow light mean?**





**2. What does the green light mean?**



**3. Where should we cross the road?**





## Life Skills

### A. Obey the traffic rules

What do you do to obey the traffic rules? Tick ( ✓ ) if you follow them.

a. I stop when the traffic light indicates red.

☐

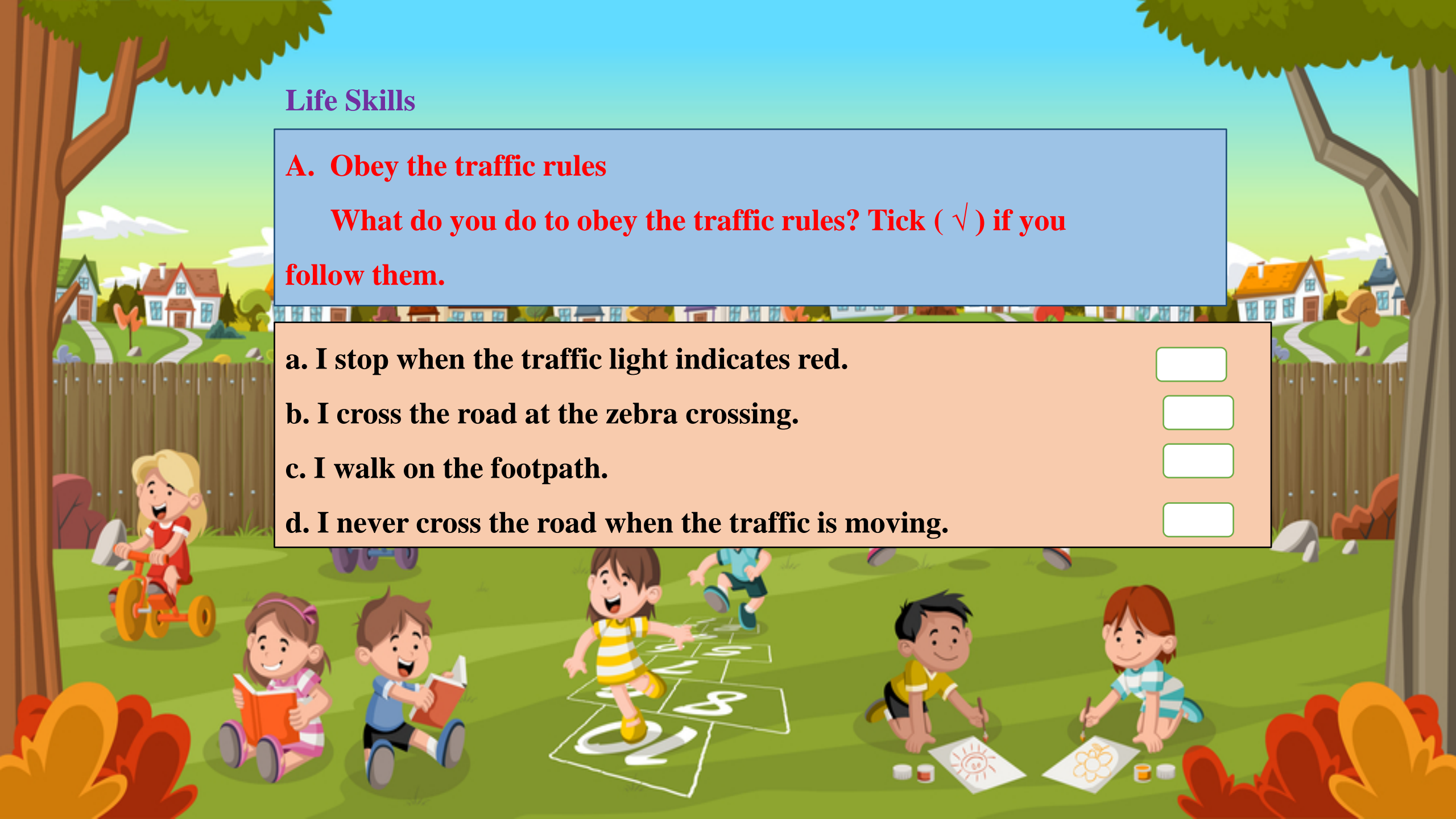
b. I cross the road at the zebra crossing.

☐

c. I walk on the footpath.

☐

d. I never cross the road when the traffic is moving.


☐

**B. Make a traffic light using cardboard.**





**C. Colour the scene of traffic signal.**



Thank  
you

