

## Half-hour

1. What time is shown on the clock?



Answer: \_\_\_\_\_

2. Tick the correct option:




- (a) Half past 11      (b) 11 o'clock      (c) Half past 12

3. Fill in the blank:

Half past 6 means the time is \_\_\_\_\_.

4. Draw the hands of the clock to show:

Half past 4



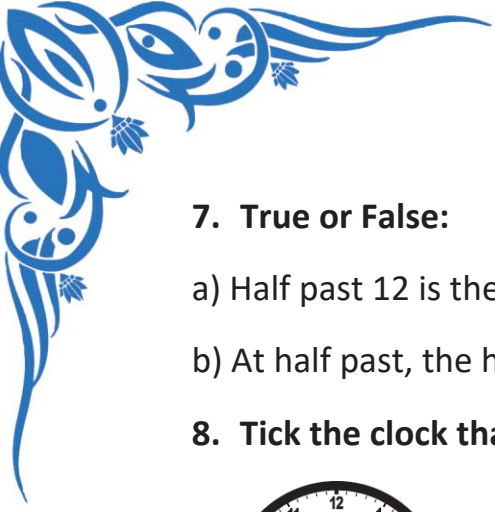
5. What comes after Half past 2?

- (a) Half past 3      (b) 3 o'clock      (c) 2 o'clock

6. Fill in the blanks:

The minute hand points to \_\_\_\_\_ at half past.

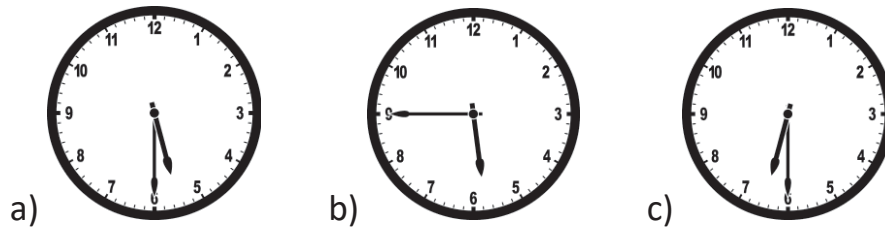
The hour hand points between \_\_\_\_\_ numbers.



**7. True or False:**

- a) Half past 12 is the same as 12:30 – \_\_\_\_\_
- b) At half past, the hour hand is at the next number – \_\_\_\_\_

**8. Tick the clock that shows Half past 5:**



**9. What time is this?**



Answer: \_\_\_\_\_

**10. What does “Half past” mean?**

- (a) 15 minutes      (b) 30 minutes      (c) 1 hour

**11. Write the time in numbers:**

Half past 6 = \_\_\_\_\_

**12. What comes just before half past 8?**

- (a) 8:00      (b) 7:30      (c) 8:15

**13. Choose the correct option:**

Half past 9 is also written as:

- (a) 9:30      (b) 9:00      (c) 10:30

**14. Circle the time that is a half-hour:**

- (a) 7:30      (b) 5:00      (c) 6:15

**15. Complete the pattern:**

Half past 2 → Half past 3 → Half past 4 → \_\_\_\_\_