















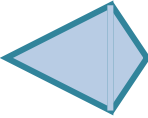

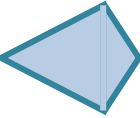







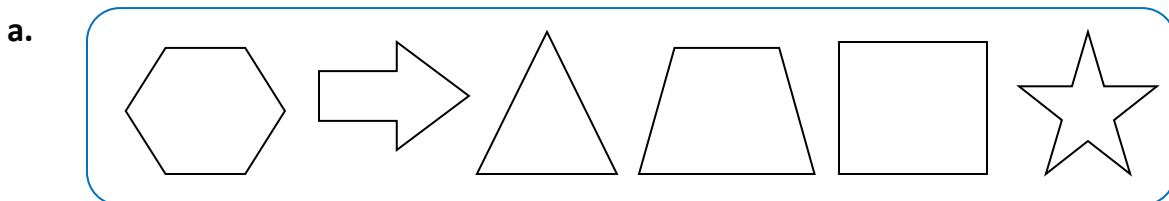


# Geometrical Shapes


1. Fill in the missing shapes to complete the pattern.

a.							
b.							
c.							
d.							
e.							


2. Look at the different shapes given below make three different patterns using these shapes and colours. (Use minimum three shapes)



**c.**

A large, empty rounded rectangular box with a thin blue border, intended for a response.

**d.**

A large, empty rounded rectangular box with a thin blue border, intended for a response.