


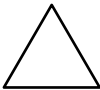
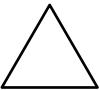






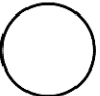






Patterns

Pattern with Objects

1. Complete the pattern of objects.













| | | | | | | | | |
|---|---|---|---|---|--|--|--|--|
|  |  |  | | | | | | |
|  |  |  | | | | | | |
|  |  |  |  | | | | | |
|  |  |  |  |  | | | | |

2. Draw a circle around the mistake in each pattern.



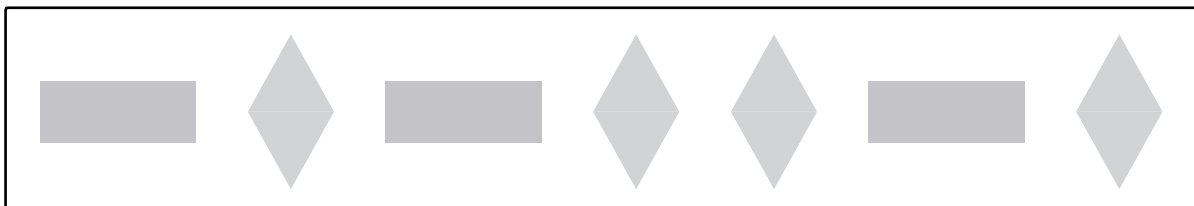
Pattern with Shapes

3. Fill in the missing shapes to complete the pattern.

| | | | | | | | | |
|---|---|---|---|---|---|--|--|--|
|  |  |  |  |  |  |  | | |
|  |  |  |  |  | | | | |

4. Draw a circle around the mistake in each pattern.


a.




b.



c.




d.



Pattern with Sound





5. Tick (✓) the sound that completes the pattern.



Pattern with Actions

6. Tick (✓) the pattern that comes next.

a.

| | |
|---|--|
|  |  |
|  |  |

b.