

Fibre to Fabric

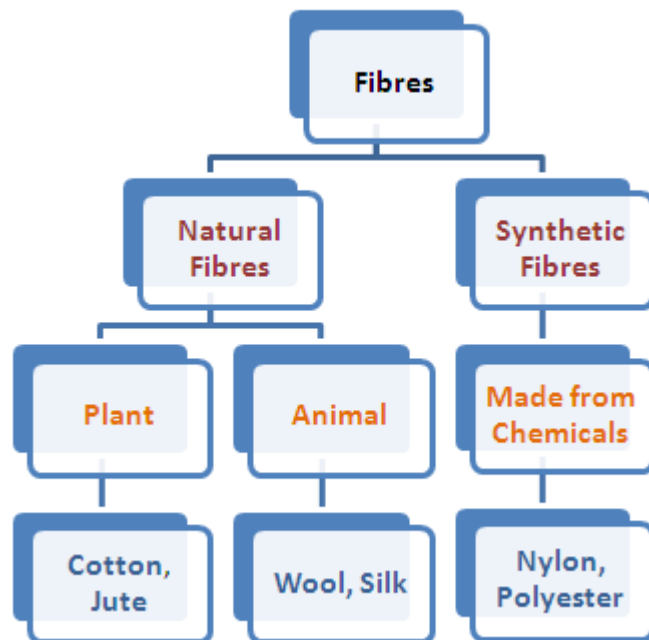
Fibre

Take a cloth that is torn and try to pull out the thin strands of thread from it. Many of these thin strands combine to form a fabric. These thin strands of thread or yarn are called as **Fibre**.

Each fabric is different in texture. You can easily feel the difference when you touch it.

Variety of Fabric





Some Plant Fibres



Cotton

Source

It is the fruit of the cotton plant (Cotton bolls).

Process of manufacture

The fruits after maturing burst out and the seeds appear. Cotton is picked by hand from these bolls. Later the fibres are separated from the seeds by a process called as ginning.

Uses

Cotton is a popular fabric in daily wear clothing. It is also used in filling mattresses, pillow and quilt.



Jute

Source

It is obtained from the stem of the jute plant.

Process of manufacture


At the flowering stage, the stem are immersed in water for few days. The stems rot and fibres can be separated by hand.

Uses

It is used in making gunny bags, foot wear and carpet.

Spinning Cotton Yarn

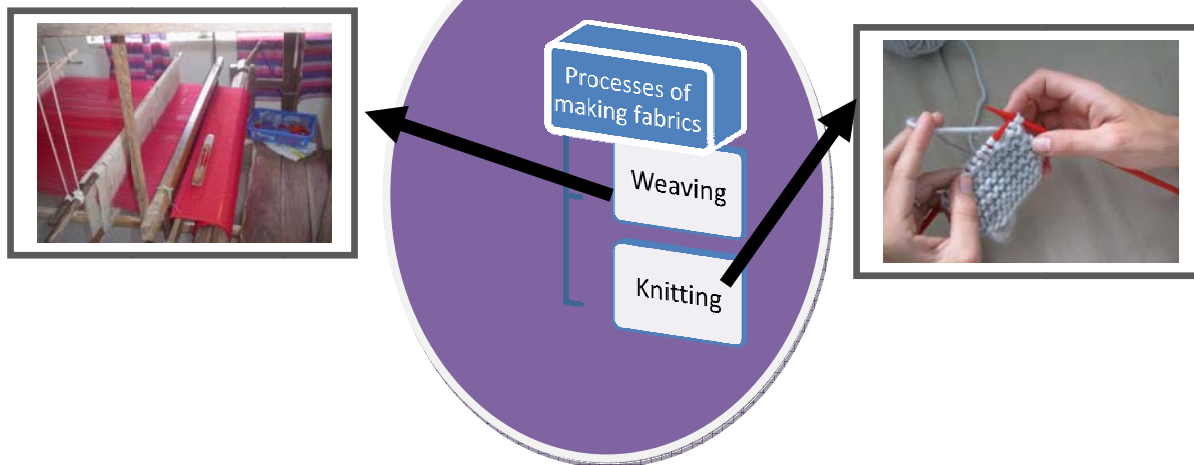
You must have observed during winters your mother before making pullovers make balls of wools by twisting the wool between the thumb and the forefingers. This process where we spin a yarn from fibres is called as spinning. This can be done by using devices like takli or charkha. It is also done by using machines.



Spinning machines

Yarn to fabric

We have till now studied how yarn is obtained from fibres. Let's now see how this yarn is converted to fabric.



Weaving - The process of arranging two sets of yarns together to make a fabric is called weaving. It is done on looms.

Activity

On a piece of paper, mark a series of parallel lines with the straight. Put the paper on a cutting board. Cut along the lines with a craft knife. Cut several strips of paper of



another color. Take one of the strips. Weave it over and then under the cuts in the first piece of paper. Take a second strip. This time, weave is under and then over the cuts. Continue weaving in strips until you have completely filled the piece of paper. You can make greeting cards by weaving thicker paper.

Knitting- The process of intertwining yarn or thread in a series of connected loops either by hands using needles or with the help of machines is called as knitting.



History of Clothing Materials

In ancient times, it was bark and leaves of trees or fur and skin of animals that were used as clothing. Then they started to weave twigs and grass into mats and baskets. Vines, animal fleece or hair were twisted together into long strands which were woven into fabrics. People started growing plant fibers like cotton and flax but didn't know to stitch. They draped them on their body. Stitching fabrics became popular after the sewing needle was invented.
