



7

FRUITS AND VEGETABLES

Look at these.



Say the names of vegetables and fruits that you know. Help your teacher put them in the right baskets.



Answer These Questions

1. (i) Which fruit do you like?

.....

- (ii) Which vegetable do you like?

.....



TO THE TEACHER

- Help the children name fruits and vegetables. Write them on the blackboard as shown above.
- Ask them what their favourite fruits and vegetables are.



2. Look at the pictures and say what they are.

This is an



This is an



This is a



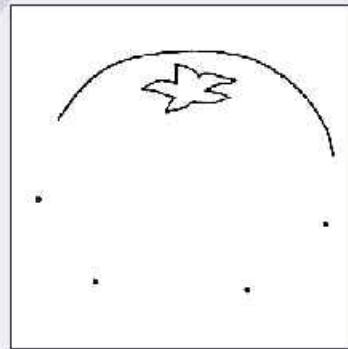
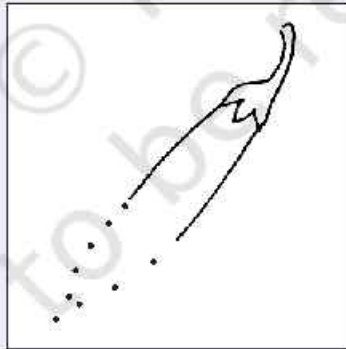
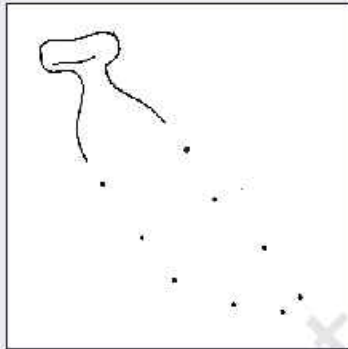
This is a



This is a



3. Complete these pictures by joining the dots.



a
b
c
d
e
f
g
h
i
j
k
l
m
n
o
p
q
r
s
t
u
v
w
x
y
z



TO THE TEACHER

- Write the sentences on the board. Read them aloud and make the children repeat them.
- Help the children join the dots and complete the drawings.






1. Match the pictures with the words.


potato



melon




cabbage



coconut



banana



chilli



TO THE TEACHER

Help the children draw lines to connect the words with the pictures.



2. **PDF Compressor Free Version**
Trace these letters.

S

S S S S S S S

U

U U U U U U U

V

V V V V V V V

W

W W W W W W W

Z

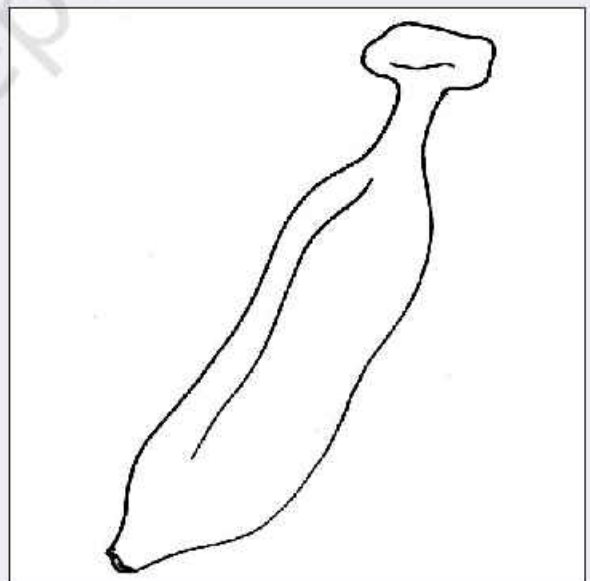


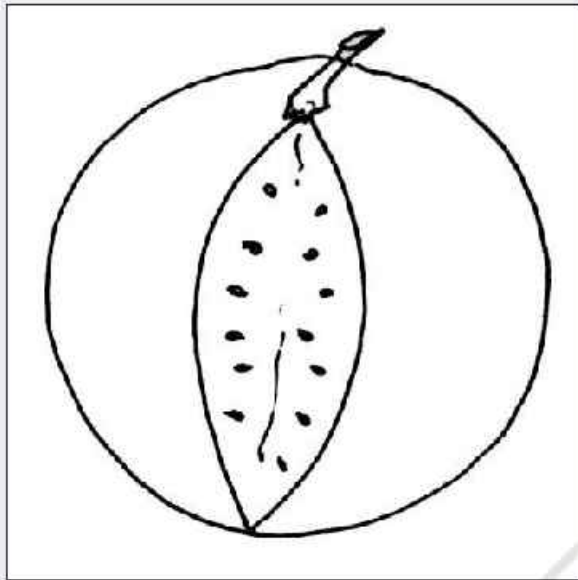
Z Z Z Z Z Z Z

X

X X X X X X X




- PDF Compressor Free Version
3. Colour these pictures.



4. What did you have for lunch today?



rice



bread



roti



pickle



pulses



sweets



milk



vegetables



curd



fruits



a
b
c
d
e
f
g
h
i
j
k
l
m
n
o
p
q
r
s
t
u
v
w
x
y
z



TO THE TEACHER

- Let the children say what they had for lunch in English.
- Sing the alphabet with them pointing to the letters in the right margin.

