

Mathematics

(www.tiwariacademy.com)

(Chapter – 15) (Introduction to Graphs)

(Class – VIII)

Exercise 15.3

Question 1:

Draw the graphs for the following tables of values, with suitable scales on the axes.

(a) Cost of apples

No. of apples	1	2	3	4	5
Cost (in ₹)	5	10	15	20	25

(b) Distance travelled by a car

Time (in hours)	6 a.m.	7 a.m.	8 a.m.	9 a.m.
Distance (in km)	40	80	120	160

- (i) How much distance did the car cover during the period 7.30 a.m. to 8 a.m.?
 (ii) What was the time when the car had covered a distance of 100 km since it's start?

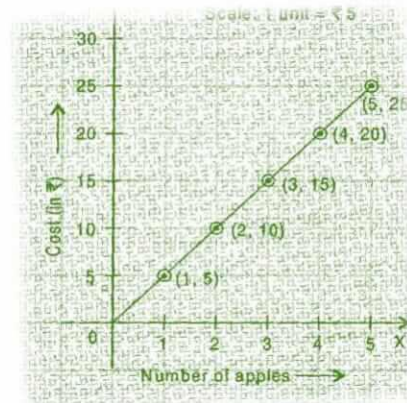
(c) Interest on deposits for a year.

Deposit (in ₹)	1000	2000	3000	4000	5000
Simple Interest (in ₹)	80	160	240	320	400

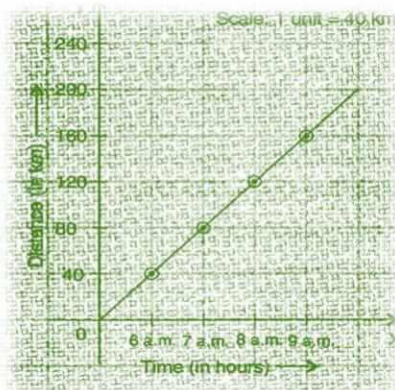
- (i) Does the graph pass through the origin?
 (ii) Use the graph to find the interest on ₹ 2500 for a year.
 (iii) To get an interest of ₹ 280 per year, how much money should be deposited?

Answer 1:

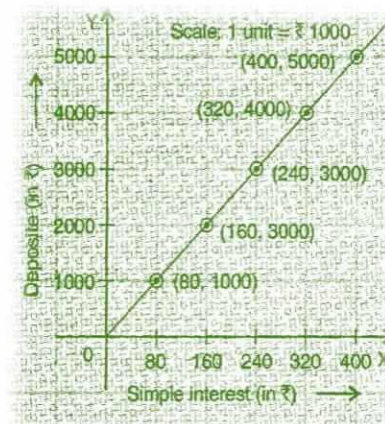
(a) The graph of the required data:



- (b) (i) The car covered 20 km distance.
 (ii) It was 7.30 am, when it covered 100 km distance.



- (c) (i) Yes, the graph passes through the origin.
 (ii) Interest on ₹ 2500 is ₹ 200 for a year.
 (iii) ₹3500 should be deposited for interest of ₹ 280.



Mathematics

(www.tiwariacademy.com)

(Chapter – 15) (Introduction to Graphs)

(Class – VIII)

Question 2:

Draw a graph for the following.

(i)

Side of Square(in cm)	2	3	3.5	5	6
Perimeter(in cm)	8	12	14	20	24

Is it a linear graph?

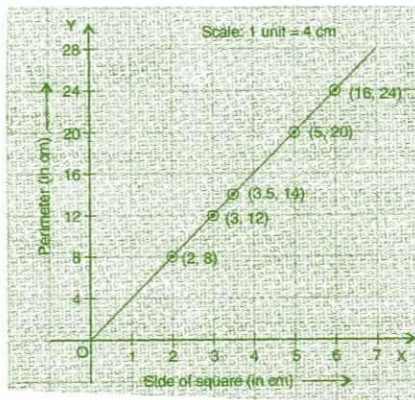
(ii)

Side of Square(in cm)	2	3	4	5	6
Area (in cm^2)	4	9	16	25	36

Is it a linear graph?

 **Answer 2:**

(i) Yes, it is a linear graph.



(ii) No, it is not a linear graph because the graph does not provide a straight line.

