

# Science

( [www.tiwariacademy.net](http://www.tiwariacademy.net) )

(Chapter – 11) (Human Eye and Colourful World)

(Class – X)

## Exercises

### Question 1:

The human eye can focus objects at different distances by adjusting the focal length of the eye lens. This is due to

- (a) presbyopia
- (b) accommodation
- (c) near-sightedness
- (d) far-sightedness

### Answer 1:

(b) Human eye can change the focal length of the eye lens to see the objects situated at various distances from the eye. This is possible due to the power of accommodation of the eye lens.

### Question 2:

The human eye forms the image of an object at its

- (a) cornea
- (b) iris
- (c) pupil
- (d) retina

### Answer 2:

(d) The human eye forms the image of an object at its retina.

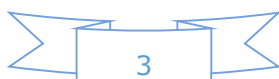
### Question 3:

The least distance of distinct vision for a young adult with normal vision is about

- (a) 25 m
- (b) 2.5 cm
- (c) 25 cm
- (d) 2.5 m

### Answer 3:

(c) The least distance of distinct vision is the minimum distance of an object to see clear and distinct image. It is 25 cm for a young adult with normal visions.



# Science

( [www.tiwariacademy.net](http://www.tiwariacademy.net) )

(Chapter – 11) (Human Eye and Colourful World)

(Class – X)

## Question 4:

The change in focal length of an eye lens is caused by the action of the

- (a) pupil
- (b) retina
- (c) ciliary muscles
- (d) iris

## Answer 4:

(c) The relaxation or contraction of ciliary muscles changes the curvature of the eye lens. The change in curvature of the eye lens changes the focal length of the eyes. Hence, the change in focal length of an eye lens is caused by the action of ciliary muscles.

## Question 5:

A person needs a lens of power  $-5.5$  dioptres for correcting his distant vision. For correcting his near vision he needs a lens of power  $+1.5$  dioptre. What is the focal length of the lens required for correcting (i) distant vision, and (ii) near vision?

## Answer 5:

For distant vision =  $-0.181$  m, for near vision =  $0.667$  m

The power  $P$  of a lens of focal length  $f$  is given by the relation

$$P = \frac{1}{f \text{ (in metres)}}$$

(i) Power of the lens used for correcting distant vision =  $-5.5$  D

Focal length of the required lens,  $f = 1/P$

$$f = \frac{1}{-5.5} = -0.181 \text{ m}$$

The focal length of the lens for correcting distant vision is  $-0.181$  m.

(ii) Power of the lens used for correcting near vision =  $+1.5$  D

Focal length of the required lens,  $f = 1/P$

$$f = \frac{1}{1.5} = +0.667 \text{ m}$$



# Science

( [www.tiwariacademy.net](http://www.tiwariacademy.net) )

## (Chapter – 11) (Human Eye and Colourful World)

(Class – X)

The focal length of the lens for correcting near vision is 0.667 m.

### Question 6:

The far point of a myopic person is 80 cm in front of the eye. What is the nature and power of the lens required to correct the problem?

### Answer 6:

The person is suffering from an eye defect called myopia. In this defect, the image is formed in front of the retina. Hence, a concave lens is used to correct this defect of vision.

Object distance,  $u = \text{infinity} = \infty$

Image distance,  $v = -80 \text{ cm}$  Focal

length =  $f$

According to the lens formula,

$$\frac{1}{v} - \frac{1}{u} = \frac{1}{f}$$

$$-\frac{1}{80} - \frac{1}{\infty} = \frac{1}{f}$$

$$\frac{1}{f} = -\frac{1}{80}$$

$$f = -80 \text{ cm} = -0.8 \text{ m}$$

We know,

$$\text{Power, } P = \frac{1}{f \text{ (in metres)}}$$

$$P = \frac{1}{-0.8} = -1.25 \text{ D}$$

A concave lens of power  $-1.25 \text{ D}$  is required by the person to correct his defect.

### Question 7:

Make a diagram to show how hypermetropia is corrected. The near point of a hypermetropic eye is 1 m. What is the power of the lens required to correct this defect? Assume that the near point of the normal eye is 25 cm.

### Answer 7:



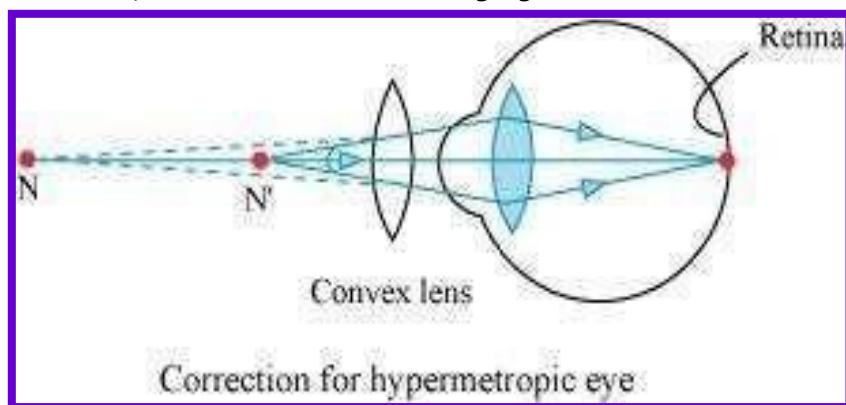
# Science

( [www.tiwariacademy.net](http://www.tiwariacademy.net) )

(Chapter – 11) (Human Eye and Colourful World)

(Class – X)

A person suffering from hypermetropia can see distinct objects clearly but faces difficulty in seeing nearby objects clearly. It happens because the eye lens focuses the incoming divergent rays beyond the retina. This defect of vision is corrected by using a convex lens. A convex lens of suitable power converges the incoming light in such a way that the image is formed on the retina, as shown in the following figure.



The convex lens actually creates a virtual image of a nearby object (N' in the figure) at the near point of vision (N) of the person suffering from hypermetropia.

The given person will be able to clearly see the object kept at 25 cm (near point of the normal eye), if the image of the object is formed at his near point, which is given as 1 m.

Object distance,  $u = -25$  cm

Image distance,  $v = -1$  m =  $-100$  cm Focal length,  $f$

Using the lens formula,

# Science

( [www.tiwariacademy.net](http://www.tiwariacademy.net) )

(Chapter – 11) (Human Eye and Colourful World)

(Class – X)

$$\frac{1}{v} - \frac{1}{u} = \frac{1}{f}$$

$$\frac{1}{-100} - \frac{1}{-25} = \frac{1}{f}$$

$$\frac{1}{f} = \frac{1}{25} - \frac{1}{100}$$

$$\frac{1}{f} = \frac{4-1}{100}$$

$$f = \frac{100}{3} = 33.3 \text{ cm} = 0.33 \text{ m}$$

$$\text{Power, } P = \frac{1}{f \text{ (in metres)}} = \frac{1}{0.33 \text{ m}} = +3.0 \text{ D}$$

A convex lens of power +3.0 D is required to correct the defect.

## Question 9:

What happens to the image distance in the eye when we increase the distance of an object from the eye?

## Answer 9:

Since the size of eyes cannot increase or decrease, the image distance remains constant. When we increase the distance of an object from the eye, the image distance in the eye does not change. The increase in the object distance is compensated by the change in the focal length of the eye lens. The focal length of the eyes changes in such a way that the image is always formed at the retina of the eye.

## Question 10:

Why do stars twinkle?

## Answer10:

Stars emit their own light and they twinkle due to the atmospheric refraction of light. Stars are very far away from the earth. Hence, they are considered as point sources of light. When the light coming from stars enters the earth's atmosphere, it gets refracted at different levels because of the variation in the air density at different levels of the



# Science

( [www.tiwariacademy.net](http://www.tiwariacademy.net) )

(Chapter – 11) (Human Eye and Colourful World)

(Class – X)

atmosphere. When the star light refracted by the atmosphere comes more towards us, it appears brighter than when it comes less towards us. Therefore, it appears as if the stars are twinkling at night.

## Question 11:

Explain why the planets do not twinkle?

## Answer 11:

Planets do not twinkle because they appear larger in size than the stars as they are relatively closer to earth. Planets can be considered as a collection of a large number of point-size sources of light. The different parts of these planets produce either brighter or dimmer effect in such a way that the average of brighter and dimmer effect is zero.

Hence, the twinkling effects of the planets are nullified and they do not twinkle.

## Question 12:

Why does the Sun appear reddish early in the morning?

## Answer 12:

During sunrise, the light rays coming from the Sun have to travel a greater distance in the earth's atmosphere before reaching our eyes. In this journey, the shorter wavelengths of lights are scattered out and only longer wavelengths are able to reach our eyes. Since blue colour has a shorter wavelength and red colour has a longer wavelength, the red colour is able to reach our eyes after the atmospheric scattering of light. Therefore, the Sun appears reddish early in the morning.

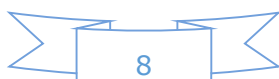
## Question 13:

Why does the sky appear dark instead of blue to an astronaut?

## Answer 13:

The sky appears dark instead of blue to an astronaut because there is no atmosphere in the outer space that can scatter the sunlight.

As the sunlight is not scattered, no scattered light reach the eyes of the astronauts and the sky appears black to them.



# *Science*

( [www.tiwariacademy.net](http://www.tiwariacademy.net) )

*(Chapter – 11) (Human Eye and Colourful World)*

(Class – X)

